

PENRITH



2018-19

ORGANISATIONAL REPORT SEPTEMBER



The services, activities
and projects we'll deliver
for our community.

PENRITH
CITY COUNCIL

penrithcity.nsw.gov.au

STRATEGIC PLANNING FRAMEWORK

All local councils across the state are required to plan and report in line with the NSW Office of Local Government's Integrated Planning and Reporting Framework. This "recognises that most communities share similar aspirations: a safe, healthy and pleasant place to live, a sustainable environment, opportunities for social interaction, opportunities for education and employment, and reliable infrastructure. The difference lies in how each community responds to these needs. It also recognises that council plans and policies should not exist in isolation - that they are inter-connected. This framework allows NSW councils to draw their various plans together, understand how they interact and get the maximum leverage from their efforts by planning holistically and sustainably for the future."

The following Penrith Council documents are freely available on our website and in hard copy on request.

Community Strategic Plan

Our *Community Plan* is a 'big picture' plan based around the seven Outcomes our community has told us will improve Penrith as a place to live, work and visit. These are long term goals and Council cannot deliver them alone – we need to work with state and federal government, businesses, other organisations and our community to achieve these Outcomes together. Our Community Plan not only sets out where we want to be, but also where we are now and how we'll know we're on the right track.



Delivery Program and Operational Plan

Our *Delivery Program*, which incorporates our Operational Plan, sets out Council's role in delivering the Outcomes over the four years from 2017-21. It's our commitment to our community, and includes the services, activities and projects we will deliver, our annual budget, our detailed works programs and how we will measure our performance to ensure we're delivering the right services the best way we can.



Community Engagement Strategy

This document identifies the various stakeholders in our City's future and sets out how Council plans to engage with each of these groups to develop and review our *Community Strategic Plan*.



Resourcing Strategy

We cannot deliver the services the community needs without properly managing our people, our assets and our money. The *Resourcing Strategy* looks at the key risks and opportunities we're likely to face over the next 10 years, and how they may impact our long term financial sustainability. It looks at how we will use our resources and what we need to do to ensure our assets and our workforce are best placed to deliver on our commitments over the next four years.



A MESSAGE FROM THE GENERAL MANAGER

I'm pleased to present this report, my first as General Manager, on Council's achievements, highlights and challenges during the first quarter of 2018-19.

This report tracks our success in achieving what we set out to do in our annual Operational Plan to make Penrith a great place to live, visit and work in.

Penrith is entering a new era of progress. In this reporting period, construction started on the Sydney Science Park in Luddenham and Western Sydney Airport. Our City is uniquely positioned to benefit from these landmark developments, and Council continues to work hard to maximise the benefits while minimising the impacts.

Among the benefits is the Western Sydney City Deal's \$150 million Liveability Program, launched in September. This investment will help Council revitalise and reinvigorate our City.

In line with this revitalisation, Council endorsed Frasers Property Australia as the preferred proponent for the proposed development of the Union Road car park site in August. While negotiations are expected to continue, Frasers' leading-edge vision includes open urban spaces, sustainable design, additional public parking and diverse housing options.

The first stage of the Government's Land Use and Infrastructure Implementation Plan was released in August. This is one of the most important documents for realising the aspiration of our region. We were pleased to see it supports Council's vision for jobs growth and investment as well as our commitment to care for and preserve South Creek.

Indeed, Council's commitment to Penrith's natural resources was recognised in August when our Cranebrook Wetland and Bushland Restoration Project received the 2018 Stormwater NSW Award for Excellence in the Integrated Stormwater Design category.

On a day to day basis, we also continue to perform well, with only 3% of projects reported as having issues or experiencing delays.

This quarter we've resealed 33,679m² of roads in Erskine Park, North St Marys and St Clair, constructed 280m of shared paths in Cranebrook and Werrington and collected 19.84 tonnes of e-waste at our September Electronic Drop Off event.

We also constructed four bus shelters in Erskine Park, made improvements to a number of our neighbourhood centres and sporting fields and continued to engage with our community in a range of ways, including through the Village Café in North St Marys.

Triangle Park is now complete and an activation program is bringing the space to life with performances by local musicians and a visit from Council's Playvan in the July school holidays.

In July we also launched new fitness equipment in Kevin Maley Park. Funded through the Magnetic Places scheme, it was the first of several Neighbourhood Renewal Projects to be undertaken in Oxley Park.

The success of the Nepean Jobs for All project, and Council's commitment to people with disability, was captured in a video launched in August. We were also gold sponsors of the September Nepean Disability Expo.

During this quarter, Council supported several other local events, including the William Cox Festival and St Marys Spring Festival. The events held in our City from July to September injected \$14 million into the local economy.

To find out more about Council's current and future projects, and how you can have your say in our City's future, visit penrithcity.nsw.gov.au and yoursaypenrith.com.au



A handwritten signature in black ink, appearing to read 'Warwick Winn', written over a horizontal line.

WARWICK WINN
GENERAL MANAGER



Triangle Park, Penrith

CONTENTS

Mission and Values	6
Highlights	7
Our Performance	13
Financial Review	17
Interpreting Assistance	54

OUR MISSION

WE WILL...

- » Deliver the services, facilities and infrastructure that our community needs
- » Maintain our long term financial sustainability
- » Work with our community and partners to achieve more than we can alone
- » Provide an excellent customer experience to everyone who contacts us
- » Value and engage our staff

OUR VALUES

In addition to our Code of Conduct, Council has adopted Values to guide our behaviour in the workplace and how we relate to our work colleagues, our customers, our communities, and our stakeholders.

Our Values and Behaviours are:

- » We show respect
- » We are accountable
- » We encourage innovation

As an organisation, we strive to reflect these in our day to day work, making our workplace more enjoyable and productive.



We show respect by

- Being responsive to others' experiences, perspectives, values and beliefs
- Listening
- Being open
- Working to understand the perspectives of others

We are accountable and

- Behave in an honest, ethical and professional way
- Identify and follow legislation, rules, policies, and codes of conduct
- Speak out against misconduct, illegal and inappropriate behaviour
- Work and lead by example

We encourage innovation by

- Being open to new ideas and change
- Offering our opinions and making suggestions
- Adapting to new situations
- Not giving up easily

HIGHLIGHTS

HOSTING EVENTS

Penrith loves to celebrate what's great about our places, people and lifestyle. Council hosts and supports a variety of events across our City throughout the year, and this quarter has been no exception.

Events make a valuable contribution to the health and wellbeing of our diverse community, bringing people together and contributing to our local economy. Events held in Penrith from July to September injected a total of \$14 million into the local economy.

The annual NAIDOC Week celebrations on 13 July in Jamison Park were again popular, and an opportunity to come together as a community to celebrate our Indigenous heritage and the contribution Penrith's Aboriginal people make in our community. This year's theme 'Because of her, we can!' particularly celebrated the invaluable contributions that Aboriginal and Torres Strait Islander women have made to our communities, our families and our nation.

The Penrith community celebrated a Day of Peace on 22 September in The Mondo with a range of activities including spoken word poetry recited by a young poet from Western Sydney, live music and a play area for young children. This is the second year the Day of Peace has been held in Penrith. It promotes respect and peaceful interfaith dialogue, and acknowledges that all people and all religions share a common desire for peace, security and dignity. It also encourages understanding, cooperation and good relations between organisations and people of different faiths within our community.

The 122nd Annual NSW State Band Championships at the Joan on 25 and 26 August brought together more than 55 bands and 3000 musicians of all ages from across NSW. On the same weekend the 175th Annual Penrith Show was held at Penrith Paceway.



NAIDOC Week celebrations

Nepean Disability Expo



This year's St Marys Spring Festival on 1 September was again a free, family-friendly community event enjoyed by a huge crowd, showcasing the recently upgraded CBD and local businesses and performers.

To celebrate Sydney Science Festival and National Science Week, we hosted three events during August. On 15 August the Joan welcomed Dr Karl Kruszelnicki for his 'Karl, the Universe and Everything' talk, as well as a free hands-on science exhibition including film screenings, music performance of DNA sequences and interactive installations. On 16 August, Penrith Library hosted a free event, 'The Hidden World in your Gut' with microbiologist Alison Luk.

We were proud to be a gold sponsor of the Nepean Disability Expo at Panthers Exhibition Marquee on 14-15 September. This popular event attracts crowds here every two years, and it's always a great opportunity for people with disability and their carers to see what services, equipment and support are available and most appropriate for them. This year the free event boasted over 100 service providers and businesses, showcasing the

latest products and services that help to enhance the lives of people with disability.

In September our eWaste Drop Off event collected 19.84 tonnes of eWaste; 66 child restraints were safety checked at our free car seat checking day, and 118 pets were microchipped at our free Microchipping Day. Our free Music by the River event on Sunday 16 September at Tench Reserve again proved popular.

The recently completed Triangle Park has started to come to life through a seasonal events program including two Alive After 5 events attended by around 280 people, designed to activate the space through street food, live music and drinks. Lunch time tunes every Friday have proved popular and the July school holidays saw a successful visit from Council's Mobile Playvan and a giant games day with Lego and Snakes and Ladders.

Penrith library ran a series of workshops in August to celebrate National Family History Month, including one on how to research Aboriginal and Torres Strait Islander family history.



Pine Creek Circuit, St Clair Playground

BUILDING A STRONG AND HEALTHY COMMUNITY

Our award-winning Village Café project held 10 sessions, seven in North St Marys and three in Kingswood. In North St Marys the project continued to attract between 30 and 50 residents per session, with new attendees still being recorded at most sessions. Regular attendees continued to provide positive feedback on the important role the Village Café plays in their lives as a welcoming space where they can connect with others and access Council, community and health services. In Kingswood, three pop up engagement Village Café sessions were held across three locations to meet local residents and hear how The Village Café can best support the needs of the Kingswood community. A diverse range of residents attended, giving valuable input into the development of the project and showing enthusiasm for The Village Café expanding into their community.

Our annual Magnetic Places grants program for community placemaking projects again attracted a range of quality applications by the time they closed on 14 September.

Our Penrith Community Safety Plan for 2018-22 was drafted and placed on public exhibition.

Significant progress was made with the delivery of the 2018 Penrith Mayoral Challenge, with students from St Marys Public School presenting their designs for a new playground at Cook Park to the Mayor. This design was endorsed by Council on 27 August, with Councillors contributing voted

works to deliver a fence as part of the upgrade. A supplier has now been selected to deliver the playground upgrade by the end of December.

Our Neighbourhood Renewal team hosted a Grant Information Night to provide Oxley Park residents with information about available community grants. #NorthStMarysMatters continues to meet monthly, now hosting outdoor meetings. With support from Neighbourhood Renewal, the group ran an employment and study focused event in September in collaboration with employment and training services including TAFE, Western Sydney University, Lendlease, and Yourtown. Significant work has been undertaken on the development of a Place Plan for Kingswood, following an extensive period of community engagement.

The 'Gen Connect' North St Marys Community Safety Project has received \$81,746 from the NSW Department of Justice's Community Safety Fund to deliver community engagement activities, lighting and amenity improvements in Parklawn Place, North St Marys. The project aims to encourage intergenerational connections, improve community ownership of the public space and enhance the amenity of the Parklawn Place shopping strip.

CARING FOR OUR ENVIRONMENT

On Friday 24 August, Council signed a new 10-year Waste Collection contract. The contract was awarded to Suez after a long and competitive tender process, and will commence from July 2019. This is another step towards protecting our environment through effective waste management for years to come and under the new contract,

cutting-edge technology will be integrated to improve the service for all residents.

Our two Waste Rangers continued to reduce the incidence of illegal dumping as well as providing education and feedback to the community in Oxley Park, particularly in areas with apartment buildings. This quarter the Waste Rangers have done 495 inspections, engaged with 595 members of the community and directly provided information to approximately 1,660 community members while in the field. They issued 28 infringement notices with a total value of \$11,770 in fines.

We continued to receive positive feedback for the Community Recycling Centre and the food and garden organics service, which was featured on the War on Waste TV program.

Three schools participated in the Catchment Tour program, engaging over 120 students on water quality issues and the impacts of stormwater pollution. Around 500 native trees were planted as part of the tours. Over the last 10 years the Catchment Tour Program has engaged with about 2,825 students from 82 schools on issues of catchment health, including water quality and conservation. During this time around 13,530 trees and shrubs have been planted throughout Council's reserves to improve our catchments.

Solar panels were installed at Cranebrook Neighbourhood Centre and South Penrith Neighbourhood Centre and back-to-base solar monitoring systems were installed at a range of community centres and children's centres.

BUILDING A LIVEABLE CITY

The North Street car park and pedestrian ramp works were designed and tendered, and the contractor began on site in August. An additional car parking area at Ripples St Marys was completed by Council's construction crews and opened to public use in September.

Penrith CBD Drainage upgrade project was completed in August and substantial progress has been made on the essential High Street works, which should be completed in late November ahead of the original schedule.

Significant projects completed this quarter included:

- Weir Reserve Rowing Dock extension
- the Sydney Street Local Charm upgrade, including landscaping works along the local shopping strip
- two new bus shelters installed on Brisbane Street under the Oxley Park Place Plan following consultation with local residents
- an outdoor gym delivered in Kevin Maley Park thanks to advocacy by local resident group, Team Colyton. Council organised an exercise physiologist to run free community sessions to teach local residents how to use the new equipment effectively.
- installing airconditioning at the Joan Sutherland Performing Arts Centre
- kitchenette upgrades at Cook Parade, Erskine Park, Blue Emu and Gumbirra Children's Centres
- Ched Town floodlights and canteen upgrade
- Jamison Park cricket nets upgrade
- Saunders Park long jump upgrade
- four bus shelters and associated pathways in Lenore Drive
- drainage improvement work in Short Street, Emu Plains and Hornseywood Avenue, Penrith, and
- footpaths at Brookfield Avenue, Regentville Road reserve, reserve off Blackwell Avenue and 280m of shared path in Laycock Street, Cranebrook and Victoria Street, Werrington.



Jamison Park Cricket Nets

REGIONAL TOURISM CAMPAIGN LAUNCHED

The Blue Mountains, Hawkesbury and Penrith were showcased in a new cooperative tourism marketing campaign, developed by Destination NSW in partnership with the Regional Strategic Alliance.

Minister for Tourism and Major Events Adam Marshall unveiled the 'Wake Up With' campaign on 10 September. It encourages people from the Greater Sydney area to visit the region and stay overnight. It focusses on the experiences of adventure, nature, food and culture on offer across our region of 4,612km² and 330,000+ people.

The campaign shows how our three Councils can harness the collective strength, energy and commitment of the region by working together in an innovative way through the Regional Strategic Alliance formed in 2016.

COUNCIL'S NEW LEADERSHIP

Alan Stoneham, retired as General Manager in August, after 10 years in the role and 43 years at Council. As a Planner, Planning Director and GM, Alan's strategic vision and drive has helped shape the world-class City that is Penrith today.


Penrith changed dramatically during Alan's time at Council – our population more than tripled from 60,000 to more than 200,000; six new suburbs were built along with major infrastructure including the Whitewater Stadium and International Rowing Centre. Under his leadership, Penrith was the first NSW council to establish a Sustainability Team and the first Sydney Metropolitan council to introduce a 3-bin waste system. More recent years have seen a major investment in ICT and the signing of the landmark City Deal. There is no doubt Alan has left Penrith in good shape for the future.

The incoming General Manager, Warwick Winn, is an experienced General Manager who has worked in local government for most of his career, holding a variety of roles in NSW, Victoria, New Zealand and the UK. Warwick's qualifications cover the fields of management, law, planning and psychology. His previous experience dealing with growth and the delivery of an airport means Warwick has the skills and expertise to get the balance right for our City.

Councillor Ross Fowler OAM was elected as Mayor in September to serve a two-year term.



General Manager, Warwick Winn and Mayor, Ross Fowler OAM



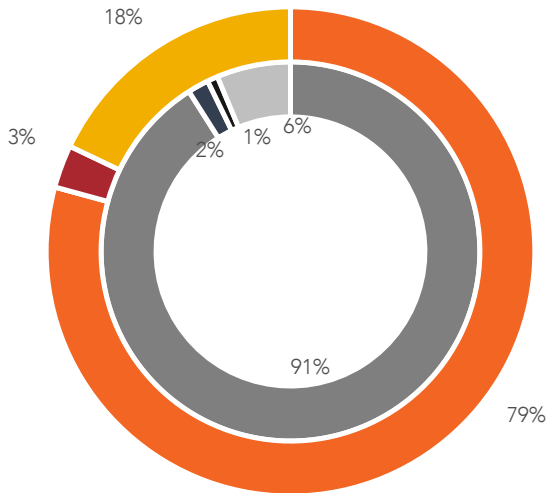
Enviro Photo Comp - Sunrise by Donna Morgan

OUR PERFORMANCE

As at the end of the September 2018 quarter, 85% of reportable projects (Capital and Operational) were identified as being on track for completion within planned timeframes. A combined 12% of projects have been reported as already complete, with a further 2% requiring attention and 1% requesting a revote. The following graph provides a more detailed view of both the Capital and Operational projects.

Capital Projects

- On Target
- Revote
- Needs Attention
- Completed



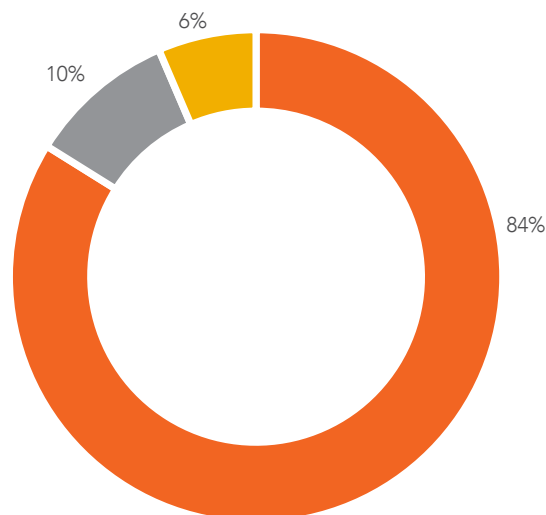
Operational Projects

- On Target
- Revote
- Needs Attention
- Completed

As at the end of the September 2018 quarter, 84% of reportable 2018-19 Operational Plan actions were identified as being on track for completion within planned timeframes. Two actions have been reported as being already completed, with 10% requiring attention.

Actions

- On Target
- Needs Attention
- Completed



SUMMARY OF REPORTABLE ACTIONS

The following table provides a summary of our reportable 2018-19 Operational Plan actions as at 30 September 2018.

On Track  Needs Attention  Completed 

REPORTABLE 2018-19 OPERATIONAL PLAN ACTIONS		
NUMBER	ACTION	STATUS
1.1.3a	<p>Develop an economic analysis and long-term marketing strategy for the Western Sydney Airport</p> <p>The economic opportunities strategy for the Aerotropolis is complete. The associated long-term marketing strategy will be prepared in conjunction with the New West marketing campaign.</p>	
1.1.4a	<p>Finalise site readiness and due diligence in preparation for stakeholder engagement and designs for the City Park</p> <p>The City Park Activation assessment has looked at how the City Park could be constructed and used over time without impacting other possible development opportunities in and around the site. A detailed project plan is also underway, including possible reallocation of reserve funding if Commonwealth funding to construct stage 1 works of the Regatta Park masterplan becomes available.</p>	
1.1.4b	<p>Determine approach to delivery for the City Park</p> <p>Preliminary investigation work on feasibility has been completed. Forward funding this project may be possible if Council is successful in securing government funding for Regatta Park.</p>	
1.1.5a	<p>Develop and implement a strategic marketing plan for the New West brand</p> <p>Hoynes (a specialist place making marketing agency) has been engaged to develop a marketing strategy for the New West brand, including an aerotropolis campaign to promote Penrith's points of difference to harness growth opportunities from the new Western Sydney Airport and North South Rail. This work is on track with an industry launch marked for late November 2018.</p>	
2.2.1a	<p>Commence background studies to inform the preparation of the Penrith Local Strategic Planning Statement</p> <p>The initial LEP Review is complete and a project plan has been prepared for the Local Strategic Planning Statement including associated studies. A tender process has been commenced to appoint consultants for the preparation of the Local Housing Strategy, Rural Lands Strategy (including Scenic and Cultural Landscapes) and an economic strategy for St Marys. Consultants will be engaged to prepare and implement an Engagement Strategy.</p>	
2.2.1b	<p>Complete a review of the planning controls, traffic and parking strategy for the Penrith City Centre</p> <p>A draft report on the planning controls for Penrith City Centre is being reviewed and work on a Parking and Traffic Study has commenced.</p>	
3.3.3a	<p>Finalise detailed design for the Soper Place development</p> <p>The project brief has been updated to include provision of a commercial office building next to the car park, as part of a design considering optimisation of land, future opportunities and participation of State Government Agencies.</p>	
3.3.3b	<p>Finalise the design and commence construction of North Street temporary carpark and upgrade works (roundabout and pedestrian ramp)</p> <p>These works are now complete.</p>	
3.3.3c	<p>Finalise Development Agreement for the Union road site that includes delivery of public car parking</p> <p>27 August 2018 Council resolved to enter the Property Development Agreement with Frasers. This agreement is being finalised with an expectation it will be executed mid/late November 2018.</p>	
4.1.5a	<p>Finalise design of road alignment for River Road and obtain relevant approvals to commence construction</p> <p>A revised traffic modelling report incorporating traffic survey data is being prepared, and is expected to go to the RMS for approval by the end of October 2018. Once in principle approval is received, 50% of the design will be developed.</p>	

On Track ✓ Needs Attention ✗ Completed ●

REPORTABLE 2018-19 OPERATIONAL PLAN ACTIONS		
NUMBER	ACTION	STATUS
	Facilitate engagement to determine vision and activation plan for Regatta Park	
4.1.5b	Work on a 2-year activation plan for Regatta Park has commenced, based on a vision informed by the master plan and our community. Current projects informing the activation plan are: a) exploring the benefits of enabling pop up commercial activity at Regatta Park b) working with Crown Lands on a process to restore the police cottage c) stakeholder engagement and observational surveys, and d) investigation of the types of activation methods used in other cities.	✓
4.1.9a	Review the Street and Park Tree Management Plan This review is currently in progress.	✓
5.1.3a	Complete the environmental assessment and final validation of site remediation for the former Gipps Street landfill site A consultant has been engaged to complete site validation works, including sampling, and to assist in completing the site management documentation. The validation documentation is expected in late November and will need to be reviewed by Council staff and then forwarded to an EPA accredited auditor.	✓
5.1.3b	Commence community consultation regarding amendments to the 2007 Masterplan once Validation has been achieved Community consultation cannot occur until site validation is received.	✗
5.1.3c	Prepare and adopt an amended masterplan for the Gipps Street recreation area An amended masterplan cannot be prepared until site validation is received and community engagement has commenced.	✗
5.2.2b	Finalise negotiations for the new waste contracts and prepare for implementation from 1 July 2019 The new waste contract has been signed and will commence on 1 July 2019. The processing contract is in five parts – three of these are in draft preparation, the other two (recycling and effluent) are under negotiation. It is anticipated all will be finalised for report to the November Council meeting.	✓
5.3.4b	Coordinate the implementation of the Cooling the City Strategy The major focus of this quarter has been on the Living Places St Marys project which will see approximately 400 street trees planted in the southern part of St Marys early in 2019. Work has progressed on communication and promotional materials and the logistics surrounding tree procurement and planting. Two additional water stations received under the partnership agreement with Sydney Water were also installed. An online map of all water stations around Penrith will be available to the community before summer.	✓
6.1.3a	Finalise tender and commence construction of new playing fields and associated facilities at the Kingsway These works are now complete.	●
6.2.5a	Coordinate the implementation of the Working Together Agreement with the Deerubbin Local Aboriginal Land Council The inaugural meeting of the Working Group was held on 7 August 2018, attended by members of the Deerubbin Local Aboriginal Land Council and Council officers.	✓
7.1.14a	Undertake the audit program as agreed with the Audit Risk and Improvement Committee The DRIVES audit is complete, the program management audit is in progress.	✓
7.2.1a	Expand reporting to include new performance and improvement opportunity measures A reporting system has been developed to track productivity initiatives agreed across the organisation. This report is continually refined and updated as new assumptions are made or more accurate information is obtained. Measures are currently reported through the Quarterly Review and budget processes.	✓

REPORTABLE 2018-19 OPERATIONAL PLAN ACTIONS

NUMBER	ACTION	STATUS
	Continue with community engagement for the Open Space Reinvestment Project	
7.2.4a	This project involves working with the community to look at improvements to local open space in established suburbs, and whether they can be funded through the sale of underutilised parcels. The pilot project in Erskine Park is complete, the next phase is dependent on the outcomes of the Sport, Recreation, Play and Open Space Strategy.	✓
	Update Asset Management Plans for all asset classes	
7.2.6b	Works to be carried out subject to the recruitment of an Assets Engineer in October 2018.	✓
	Review key asset management processes, including acquisition and disposal	
7.2.6c	Review to be carried out following recruitment of Business Analyst in second quarter of 2018-19.	✓
	Undertake an end to end review of the Development Application process	
7.3.1a	A Value Stream Mapping workshop was held in August with a cross functional team from City Planning, Development Services and Engineering. Overall 25 improvement projects were identified, including six priority projects.	✓
	Review the Business Planning process	
7.3.2a	Currently finalising Business Plans from across the organisation. The next stage will look at how the process and document can be improved.	✓
	Continue delivery of the Field Services Mobility project	
7.3.3a	Mobile device rollout with iConnect applications is currently under way with over 75% of the workforce already trained. Device charging stations are operational and the mobility and CRM solution is expected to go live in Feb / Mar 2019.	✓
	Commence development of a Customer Request Management System	
7.3.3b	CRM System implementation moved to Stage 3 (Formal Budget Allocation and Project Implementation) on 24 September 2018. A suitable Project Sponsor, Business Lead and Core Project Team to be appointed. Business Analysis resource is required to commence planning.	✓
	Complete the Mastertek Salary Review	
7.5.2b	A salary review on all positions within Council has been completed. Workforce are in the process of reviewing the data, with the aim of providing recommendations to management in the near future.	✓
	Conduct incident investigation training for key staff	
7.5.3c	All identified staff have been trained in incident investigation. Ongoing regular meetings are held to ensure consistent knowledge between staff members.	✓
	Create a new reward / recognition framework to promote Council values	
7.5.4a	A review of reward and recognition initiatives has been completed, including market comparison. Recommendations will be presented in the coming weeks.	✓

FINANCIAL REVIEW



Children playing in Northridge Park, Jordan Springs

FINANCIAL SERVICES MANAGER'S REPORT

EXECUTIVE SUMMARY

This report covers the first quarter of the 2018-19 financial year. Details of significant variations, reserve movements, and the status of Council's operating and capital projects compared to budget are included in this document.

Council projected a balanced budget in the adoption of the original 2018-19 Operational Plan. The September quarter has presented some variations to the predicted annual budget as is often the case with this review, as many of the estimates and assumptions included in the original budget development are confirmed. The most notable favourable variation in this review is additional Rates income (\$739,238), which has been partly offset by lower than expected 2018-19 Financial Assistance Grant (\$165,180), and

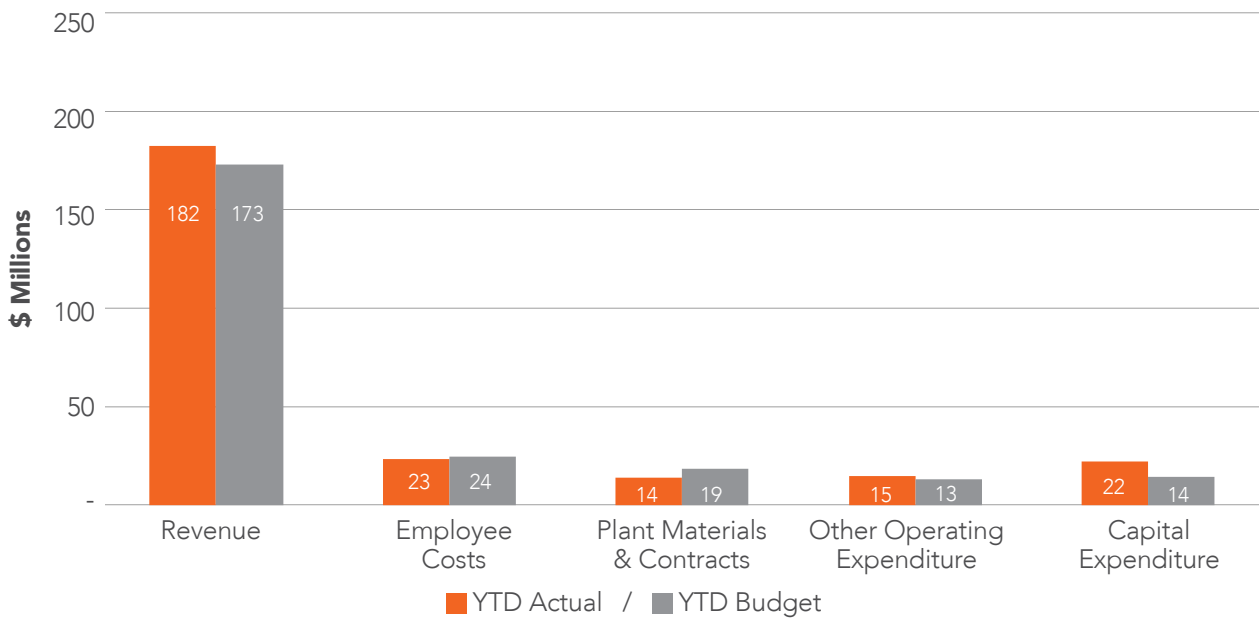
the Credit Card Surcharge Waiver (\$125,000). The favourable budget position at this early stage of the financial year also presents the opportunity to transfer \$500,000 to Reserve to provide capacity to respond to current and emerging priorities, including some of the priority resource requests.

The overall 2018-19 Budget compared to the phased budget is generally in line with expectations, with a small surplus of \$58,383 currently projected at this early stage of 2018-19. All variations have been considered and where a budget adjustment is required, details have been included in the review, including revotes detailed later in this report. The following graph shows a comparison, by category, of the progress of Council's budget compared to expectations.



Council maintaining public open space

Actual vs Budget Revenue & Expenditure YTD September 2018



BUDGET POSITION

The review recommends a number of both favourable and unfavourable adjustments to the adopted budget for 2018-19. A full list of variations greater than \$20,000 is attached. The net effect of the proposed variations being recommended as part of this Review and adjustments adopted during the quarter, is a small surplus of \$58,383 for the quarter, which results in an expected surplus for the full year of \$58,383. Some of the more significant variations greater than \$100,000 are listed below with their impact on the budget position (F – Favourable, U – Unfavourable and A - Allocation).

BUDGET VARIATIONS THAT IMPACT THE SURPLUS

Rates Income - \$739,238 F (0.5%)

Rates income is forecast to be higher than expected due to development of industrial properties around Erskine Business Park and Oakdale Estate in the later stages of 2017-18, particularly with the conversion of a farmland property with postponed rates to industrial, where some significant postponed rates and interest became payable. The additional income was predicted to be received in future years of Council's Long Term Financial Plan (LTFP) and as such does not substantially increase Council's financial capacity in future years.

Financial Assistance Grant \$165,180 U (4%)

As reported to Council at the Ordinary Meeting on 24 September 2018, advice has now been received confirming Council's 2018-19 Financial Assistance Grant. The Financial Assistance Grant (FAG) allocated this year is \$165,180 less than budgeted for the General component and \$39,877 more than budgeted for the Roads component. It is proposed that these changes will be incorporated into the September 2018 Quarterly Review and that this will include adjusting the Roads Budget to match the actual FAG Roads component received, as has been Council's practice in the past.

Credit Card Surcharge Waiver \$125,000 U (100%)

To continue our encouragement of residents and customers to use Council's online lodgement and payment processes, it was decided to postpone the credit card surcharge for the 2018-19 financial year. The objective of this decision is to make our online processes more attractive to use. The trial postponement will be reviewed throughout the year to gauge if it has had the desired outcome of more people using the service.

Transfer to Reserve - \$500,000 A

The development of the Annual Budget each year requires a number of assumptions to be made in relation to both expenditure and income that are dependent on factors that are outside Council's control. To safeguard against movements in

these assumptions and forecasts it is proposed that \$500,000 of the initial favourable surplus be transferred to Reserve. In addition, this allocation will provide capacity to respond to some current and emerging priorities, including some of the priority resource requests.

OTHER VARIATIONS WITH NO IMPACT ON THE SURPLUS

The September Quarter has also included budget variations with no impact on the surplus, with the more significant of these variations detailed below:

Robin Wiles Park Upgrade - \$280,000 (Increase)

The Robin Wiles Park upgrade, funded through Council's City Local Open Space s7.11 Development Contributions Plan, aims to generate wellbeing, social cohesion and inter-generational impact in an area of significant disadvantage by extending the potential of this underused local open space. The project was identified by residents as a high priority in the North St Marys Community Action Plan that was endorsed by Council in 2017. The community identified their vision for the park as an engaging and functional multi-use space that provides vital health, social and environmental benefits. The project includes active and passive play spaces as well as provision of seating, amenity and pathways.

Design work is currently being completed and construction is planned to commence in March 2019. This \$280,000 capital upgrade budget variation funded from S7.11 income relates to the construction costs for 2018-19.

Lights Bollards Activate - \$267,000 (Increase)

Council has been successful in receiving \$267,000 in grant funding from the Federal Government's Safer Communities Fund to contribute to security infrastructure on High Street, Penrith. The grant funding will support the installation of 20 custom designed bollards to provide pedestrian safety and space activation through the use of creative lighting design elements. Bollards will be installed on the pedestrian linear plaza areas on High Street as part of current streetscape upgrade works.

Accelerated LEP Review Program Grant - \$250,000 (Increase)

This relates to the first instalment of the Accelerated LEP Review Program grant funding as Council has achieved the first milestone specified on the funding agreement with the State Government.

Erskine Business Park Improvements - \$232,922 (Increase)

Funded by s7.11 Development Contributions, this increase relates to supply and delivery of additional bus shelters and associated path works on Lenore Drive, Erskine Park including Project Management for augmentation works to be undertaken on the Templar Road, Erskine Park drainage basin to enhance the appearance, function and appeal of the Erskine Business Park estate that is consistent with the s7.11 Plan which previously applied to the precinct.

Parklawn Place-Makers - \$168,139 (Increase)

The Parklawn Place-Makers (Gen Connect) project takes a multi-pronged place management approach to combine both infrastructure and community engagement to improve community safety, provide space activation and foster intergenerational community connectedness in North St Marys. The project focuses on Parklawn Place and will engage with young and older community members to help shape and deliver amenity improvements in this shared public space. This includes the delivery of intergenerational events, public art, street furniture and lighting improvements.

Grant funding of \$81,746 was received from the NSW Department of Justice in 2017-18 with additional funding identified within the Neighbourhood Renewal Capital and Urban Design and Activation programs.

Applications to Amend LEP and DCP - \$136,638 (Increase)

With the completion of the City Wide LEP, Council is now receiving, and will continue to receive, multiple applications for rezoning or other amendments to the LEP. Income received is set aside in a reserve and offsets the additional costs associated with the assessment of these applications. This adjustment offsets the associated costs of applications received in prior years.

Nepean River Precinct Facilitation - \$118,407 (Increase)

The Our River Masterplan was adopted in 2013 and identified the need for a person to be dedicated to The River Precinct to ensure effective liaison and collaboration across the organisation due to the scale, duration and multi-agency nature of the River Precinct. This essential resourcing is funded from funds allocated to Major Projects for the River Precinct.

Children's Services, Department of Education Grant – \$2,128,200 (Increase)

The financial contribution historically provided by the NSW Government to Council's Long Day Care and Vacation Care Services was expected to cease as of 30 June 2017, however as advised by the Department of Education, funding under the Early Childhood Education program has been extended to the end of June 2019. This has resulted in the recognition of further grant funding of \$641,700 for Long Day Care Services and \$46,500 for Vacation Care Services for the current year. Additionally, the change to Preschool funding under the Start Strong program, also funded by the Department of Education, has resulted in increased grant funds of \$1,440,000.

These funds will be used to offset income from parent fees as utilisation rates have been below target (\$266,000) for the July to September period. A further \$258,000 will be used to offset staffing costs which have been higher than budgeted with the remainder (\$1,604,200) transferred to Childcare Reserves to fund additional centre maintenance and building renewal programs.

REVOTES

In addition to aforementioned variations, a total of \$7.7m of planned Operating Projects are proposed for revote this quarter, compared to \$12.3m for the same period in 2017-18. A full list of revotes is included in this report and the one significant revote for the September quarter is detailed below.

OPERATING PROJECTS

DESIGN & PROJECTS

Western Sydney Infrastructure Plan Local Roads Package (WSIP) - \$7.7m (Contribution)

This proposed revote is due to a revised forecast completion date for Erskine Park Road upgrade works to December 2019 (subject to weather conditions). The Budget has been re-phased following the award of a contract and finalisation of the contractor's program, with project funding bodies notified of the revised completion date.



Council constructing a new footpath and roundabout at York Road and Ikin Street, South Penrith

RATES ARREARS

Arrears at 30 September 2018 are 3.30% and remain stable compared to the same period last year and favourably below the Council's benchmark of 5%.

SUMMARY

Council's financial position remains sound with a small surplus of \$58,383 projected for 2018-19. This Review and the proposed allocations continue to demonstrate Council's commitment to strong financial management.



NEIL FARQUHARSON
FINANCIAL SERVICES MANAGER

The following statement is made in accordance with Clause 203(2) of the Local Government (General) Regulations 2005.

It is my Opinion that the information contained within this report for the quarter ended 30 September 2018 indicates that Council's projected short term financial position is satisfactory, having regard to the projected estimates of income and expenditure compared to the original Budget.



ANDREW MOORE
CHIEF FINANCIAL OFFICER
RESPONSIBLE ACCOUNTING OFFICER



Civic Centre, Customer Experience

FINANCIAL TABLES



Enjoying a night out in Penrith

FUNDING SUMMARY

Operations from Ordinary Activities	Current Budget			Proposed Variances			Revised Budget		
	Services	Untied Income	Total	Services	Untied Income	Total	Services	Untied Income	Total
Operating Expenditure									
Employee Costs	(102,732.3)	-	(102,732.3)	(1,238.5)	-	(1,238.5)	(103,970.8)	-	(103,970.8)
Interest Charges	(2,200.6)	-	(2,200.6)	445.2	-	445.2	(1,755.4)	-	(1,755.4)
Depreciation and Amortisation	(25,284.8)	-	(25,284.8)	-	-	-	(25,284.8)	-	(25,284.8)
Materials, Contracts and Other	(123,634.7)	-	(123,634.7)	5,351.5	-	5,351.5	(118,283.2)	-	(118,283.2)
Asset Utilisation and Overheads	10,380.5	-	10,380.5	871.7	-	871.7	11,252.2	-	11,252.2
Total Operating Expenditure	(243,471.9)	-	(243,471.9)	5,429.9	-	5,429.9	(238,042.1)	-	(238,042.1)
Operating Revenue									
Rates and Annual Charges	32,152.0	121,157.1	153,309.1	41.5	815.5	857.1	32,193.5	121,972.7	154,166.2
User Charges and Fees	49,157.7	250.3	49,408.0	641.1	-	641.1	49,798.8	250.3	50,049.1
Interest Income	1,687.0	2,113.1	3,800.1	117.9	-	117.9	1,804.9	2,113.1	3,918.0
Operating Grants and Contributions	31,525.3	11,104.5	42,629.7	2,892.6	(5,767.1)	(2,874.6)	34,417.8	5,337.4	39,755.2
Profit on Sale of Assets	(485.9)	-	(485.9)	-	-	-	(485.9)	-	(485.9)
Total Operating Revenue	114,036.1	134,625.0	248,661.1	3,693.0	(4,951.6)	(1,258.5)	117,729.1	129,673.5	247,402.6
Result before Capital Grants and Contributions	(129,435.9)	134,625.0	5,189.2	9,122.9	(4,951.6)	4,171.3	(120,313.0)	129,673.5	9,360.5
Capital Grants & Contributions	32,800.1	-	32,800.1	212.2	-	212.2	33,012.3	-	33,012.3
Operating Result	(96,635.7)	134,625.0	37,989.3	9,335.1	(4,951.6)	4,383.5	(87,300.6)	129,673.5	42,372.8
Funding Statement (Sources & Application)									
Add back non funded items	28,574.9	-	28,574.9	-	-	-	28,574.9	-	28,574.9
Funds received from Sale of Assets	18,583.8	-	18,583.8	(150.7)	-	(150.7)	18,433.2	-	18,433.2
Loans Received	-	7,600.0	7,600.0	-	-	-	-	7,600.0	7,600.0
Budget (Surplus) / Deficit	-	(53.7)	(53.7)	-	(4.7)	(4.7)	-	(58.4)	(58.4)
Funds Transferred (to)/from Reserves held	16,675.3	(28,475.9)	(11,800.6)	(7,168.9)	3,828.4	(3,340.5)	9,506.4	(24,647.5)	(15,141.1)
Net Fund Available	(32,801.7)	113,695.4	80,893.7	2,015.5	(1,127.9)	887.6	(30,786.2)	112,567.5	81,781.3
Application of Funds									
Assets Acquired	(69,814.8)	-	(69,814.8)	(547.6)	-	(547.6)	(70,362.4)	-	(70,362.4)
Internal Loans	140.7	-	140.7	-	-	-	140.7	-	140.7
Loan Repayments Made	(11,219.7)	-	(11,219.7)	(340.0)	-	(340.0)	(11,559.7)	-	(11,559.7)
Total Application	(80,893.7)	-	(80,893.7)	(887.6)	-	(887.6)	(81,781.3)	-	(81,781.3)
Net Costs funded from Rates & Other Untied Income	(113,695.4)	113,695.4	-	1,127.9	(1,127.9)	-	(112,567.5)	112,567.5	-

Significant Proposed Variations - September 2018

This report provides a summary of significant variations to the annual revised budget included in this quarterly review that impact on Council's surplus

Account Description	Budget Variance Pos/(Neg)
COMMUNITY SAFETY	
Street Lighting	
The Budget for the Traffic Route Light Subsidy has been increased to reflect the level of subsidy received in the 2017-18 financial year. Council was advised by the Roads & Maritime Services that the Traffic Route Light Subsidy Scheme (TRLSS) payment for 2017-18 will be \$537,000. The subsidy payment is based on the last state-wide review of eligible street lighting inventory and is approximately fifty percent of costs, based on two reference lighting types in each electricity distribution utility region and a benchmark electricity contract.	31,000
TOTAL COMMUNITY SAFETY	31,000
COMMUNITY & CULTURAL DEVELOPMENT	
Community and Cultural Development Program	
This positive budget variation reflects the return of general revenue funding after the 2018-19 RAR bid by the Community and Cultural Development Department to deliver elements of the Ageing and Disability programs was approved to be funded by the RAR Reserve for a period of 2 years.	74,381
TOTAL COMMUNITY & CULTURAL DEVELOPMENT	74,381
CHILDREN'S SERVICES	
SAACs Program	
Children's Services are proposing to recruit a SAACS worker to support indigenous access to Council's Childcare Centres. This position was not incorporated in the original annual budget development process as when the position became vacant a review was undertaken while an exemption from the Discrimination Board was sought and granted to recruit a specialist aboriginal childcare worker for the position.	(37,277)
TOTAL CHILDREN'S SERVICES	(37,277)
FINANCIAL SERVICES	
Credit Card Surcharge Waiver	
To continue our support and encouragement of residents and customers to use Council's online lodgement and payment processes, the Mayor, General Manager and Chief Financial Officer have decided to postpone a credit card surcharge for the 2018-19 financial year. The objective of this decision is to make our on-line processes more attractive to use with the trial postponement will be reviewed throughout the year to gauge if it has had the desired outcome of more people using the service.	(125,000)
Debt Servicing	
This variance relates to \$105,123 savings on principal and interest repayments due to recent refinancing of loans to take advantage of lower interest rates, and a review of loan funding sources for the current loans requiring a decrease in funding of \$62,987, which has resulted in a small change to net debt service costs to general revenue of \$42k (1%) overall.	42,137
TOTAL FINANCIAL SERVICES	(82,863)
GENERAL REVENUE/UNTIED INCOME	
Financial Assistance Grant	
As reported to the council at the Ordinary Meeting on 24 September 2018, advice has now been received confirming Council's 2018-19 Financial Assistance Grant. The Financial Assistance Grant (FAG) allocated this year is \$165,180 less than budgeted for the General component and \$39,877 more than budgeted for the Roads component. It is proposed that these changes will be incorporated into the September 2018 Quarterly Review and that this will include adjusting the roads budget to match the actual FAG Roads component received, as has been Council's practice in the past.	(165,180)
Rates Income	
Rates income is forecast to be higher than expected due to development of industrial properties around Erskine Business Park and Oakdale Estate in the later stages of 2017-18, particularly with the conversion of a farmland property with postponed rates to industrial, where some significant postponed rates and interest became payable. The additional income was predicted to be received in future years of Council's LTFP and as such does not substantially increase Council's financial capacity in future years.	739,238

Account Description	Budget Variance Pos/(Neg)
Transfer to Reserve	
The development of the annual budget each year requires a number of assumptions to be made in relation both expenditure and income that are dependent on factors that are outside Council's control. To safeguard against movements in these assumptions and forecasts it is proposed that \$500,000 be transferred to Reserve. In addition, this allocation will provide capacity to respond to some current and emerging priorities, including some of the priority resource requests.	(500,000)
Total General Revenue/Untied Income	74,058
Total Variances over \$20k	59,299
Other Variances under \$20k	(54,590)
September 2018 Quarter Surplus/(Deficit)	4,709
1st Quarter Variances to adopted budget already reported to Council	53,674
Original 2018-19 Budget Surplus/(Deficit)	-
Net Predicted Surplus/(Deficit) for 2018-19	58,383

Reserve Movements Budget

Reserve	Opening Balance	Budgeted Transfers To	Budgeted Transfer From	Closing Balance
INTERNAL RESERVES				
<i>Assets and Construction</i>				
Car Parking/Traffic Facilities	2,805,222	1,110,000	257,000	3,658,222
ICT Reserve	1,156,413	3,059,845	3,447,311	768,947
Library Reserve	357,520	-	161,892	195,628
Major Projects Reserve	4,435,574	1,500,000	1,768,407	4,167,167
OOSH Bus Fleet Replacement Program	215,498	45,000	125,000	135,498
Plant & Motor Vehicle Replacement Reserves	4,797,600	675,537	2,088,850	3,384,287
<i>City Economy and Planning</i>				
City Planning	1,012,711	15,599	172,704	855,606
Economic Initiatives Reserve	272,602	-	272,602	-
<i>Committee Closures</i>				
Alister Brass Foundation	82,974	1,869	-	84,843
S377 Committee Closure Proceeds	98,923	-	-	98,923
<i>Community Facilities</i>				
Cemetery Reserve	1,028,791	250,654	-	1,279,445
Children's Services Reserves	486,064	20,642	168,347	338,359
<i>Employment</i>				
Employee's Leave Entitlements	5,656,834	-	-	5,656,834
Salary System Training & Development Reserves	122,121	-	24,128	97,993
<i>Environmental Programs</i>				
Environmental Awareness Programs	405,645	-	157,966	247,679
Environmental Protection	227	-	-	227
Stormwater Management Service Charge	1,438,829	2,023,831	2,584,071	878,589
<i>Financial Management</i>				
Financial Assistance Grant in Advance	5,641,809	-	5,641,809	-
Financial Management Reserves	16,030,370	14,861,133	7,585,059	23,306,444
Grant Funded Projects Reserve	249,982	50,000	30,000	269,982
Productivity Revolving Fund	341,850	283,616	145,295	480,171
Property Development Reserve	18,649,598	16,717,031	7,045,376	28,321,253
Special Rate Variation 2016-17	2,576,698	13,846,000	14,560,320	1,862,378
Sustainability Revolving Fund	1,286,104	396,953	135,000	1,548,057
<i>Legal and Governance</i>				
Election Reserve	(223,434)	700,227	398	476,395
Insurance Reserves	4,661,870	519,780	747,847	4,433,803
Legal Reserve	111,774	300,000	51,089	360,685
<i>Other</i>				
International Relationships	127,608	-	-	127,608
Revote Reserve	1,868,286	3,000	1,868,286	3,000
Town Centre Review and Administration	49,269	22,886	72,155	-
Voted Works	571,344	159,000	76,020	654,324
TOTAL INTERNAL RESERVES	76,316,676	56,562,603	49,186,932	83,692,347
INTERNAL LOANS				
Costs to Advance Next Years Projects	(317,068)	317,068	-	-
Penrith Regional Gallery	-	-	273,000	(273,000)
Penrith Swimming Centre Waterplay Facility	(683,909)	86,339	-	(597,570)
Public Open Space Reinvestment Project	(1,702,631)	-	44,542	(1,747,173)
Woodriff Gardens Facility Development	(111,328)	54,373	-	(56,955)
TOTAL INTERNAL LOANS	(2,814,936)	457,780	317,542	(2,674,698)
Section 7.11 in deficit internal loan	(7,012,808)	-	15,931	(7,028,739)
TOTAL INTERNAL RESERVES & LOANS	66,488,932	57,020,383	49,520,405	73,988,910

Reserve Movements Budget

Reserve	Opening Balance	Budgeted Transfers To	Budgeted Transfer From	Closing Balance
EXTERNAL RESERVES				
<i>Section 7.11 Development Contributions</i>				
Civic Improvement s7.11	(1,294,577)	-	-	(1,294,577)
Claremont Meadows s7.11	768,207	3,039	921,198	(149,952)
Cultural Facilities s7.11	(2,839,372)	323,476	189,455	(2,705,351)
Erskine Business Park s7.11	985,355	3,898	252,422	736,831
Footpath Construction s7.11	-	13	-	13
Glenmore Park Stage 2 s7.11	538,489	334,450	501,663	371,276
Kingswood Neighbourhood Centre s7.11	110,110	3,204	-	113,314
Lambridge Industrial Estate s7.11	(2,878,859)	-	-	(2,878,859)
Penrith City District Open Space s7.11	34,100,753	4,386,769	2,538,871	35,948,651
Penrith City Local Open Space s7.11	3,166,418	1,233,141	1,528,318	2,871,241
Waterside s7.11	236,756	936	-	237,692
WELL Precinct s7.11	3,453,569	20,324	1,518,752	1,955,141
Funding for s7.11 Plans in deficit	7,012,808	-	(15,931)	7,028,739
TOTAL SECTION 7.11 RESERVES	43,359,657	6,309,250	7,434,748	42,234,159
<i>Other External Reserves</i>				
Waste Disposal Reserve	15,853,179	5,028,402	2,990,949	17,890,632
Environment / Sullage Reserve	87,974	902,250	828,292	161,932
Unexpended Loans	4,491,550	7,730,099	7,452,419	4,769,230
Unexpended Grants	1,490,393	11,937,066	12,798,243	629,216
Contributions	6,888,554	28,508,813	21,720,298	13,677,069
Waste and Sustainability Improvement Payments	101,953	208,576	310,529	-
TOTAL OTHER EXTERNAL RESERVES	28,913,603	54,315,206	46,100,730	37,128,079
TOTAL EXTERNAL RESERVES	72,273,260	60,624,456	53,535,478	79,362,238
<i>Other Internal Reserves/Committees</i>				
Bonds & Deposits	7,595,766	-	-	7,595,766
Children's Services Cooperative Reserves	1,442,216	536,976	216,038	1,763,154
Other (Committees)	359,038	18,235	-	377,273
TOTAL OTHER INTERNAL RESERVES	9,397,020	555,211	216,038	9,736,193
GRAND TOTAL OF RESERVES	148,159,212	118,200,050	103,271,921	163,087,341
Controlled Entity				
Total Controlled Entity	-	213,001	-	213,001
RESERVE MOVEMENTS PER BUDGET		118,413,051	103,271,921	

Reserves are shown as Surplus / (Deficit) and include adjustments proposed in the September Quarterly Review

PROPOSED REVOTED WORKS

as at September 2018

Description	Revote Amount \$	General Revenue \$	Other Funding \$	Other Funding Source	Budget \$	Actual \$	Balance \$
OPERATING PROJECTS							
DESIGN & PROJECTS							
WSIP Local Roads Package	7,700,000		7,700,000	Contribution	22,697,016	823,562	21,873,454
TOTAL DESIGN & PROJECTS	7,700,000	-	7,700,000		22,697,016	823,562	21,873,454
SUSTAINABILITY							
Compact of Mayors	3,000	3,000			13,680	-	13,680
TOTAL SUSTAINABILITY	3,000	3,000	-		13,680	-	13,680
TOTAL OPERATING PROJECTS	7,703,000	3,000	7,700,000	-	22,710,696	823,562	21,887,134
TOTAL PROPOSED REVOTES	7,703,000	3,000	7,700,000		22,710,696	823,562	21,887,134

PROJECTS PROGRESS REPORT

For the Period to 30 September 2018

Location	Description	Resp Officer	Adopted Budget	Proposed Variances	Revised Budget	Estimated Project Cost	PTD Expenditure
CAPITAL PROJECTS							
Asset Maintenance and Renewal							
Various	Bus Shelters Program	CPR	85,000	-	85,000	-	-
Penrith LGA	Building Asset Renewal	CA	448,400	(18,787)	429,613	-	-
Penrith LGA	Annual Paint Program	CA	-	-	-	-	52,036
JSPAC	Air Con Upgrade JSPAC	CA	-	-	-	-	200,769
Penrith Council	Workforce/Organisational Planning	CPR	-	-	-	-	22,251
Penrith LGA	Building Asset Renewal	CA	6,768,592	(775,681)	5,992,911	-	303,872
St Marys	Splash Park	CA	-	-	-	-	6,450
Werrington County	Yoorami CCC Roof Refurbishment	CA	-	-	-	-	18,779
Penrith	Penrith Senior Citizens Bathroom Upgrade	CA	-	-	-	-	2,169
Penrith	PRG Air Conditioning Replacement	CA	-	-	-	-	15,339
Penrith LGA	Annual Paint Program	CA	-	-	-	-	22,158
Penrith LGA	Children Services - Various Centre Renewals/Replacements	CA	-	-	-	-	682
Penrith	JSPAC Capital Works	CPR	-	-	-	-	31,590
Penrith LGA	Public Amenity Replacement Program	CA	240,000	-	240,000	-	90
Penrith LGA	Parks Asset Renewal	CA	1,058,678	60,000	1,118,678	-	-
Erskine Park	Sportsground Field Lighting Peppertree Reserve	CA	-	-	-	60,414	2,318
Cambridge Park	Play Equipment Steamroller Park	CA	-	-	-	81,102	64,554
Glenmore Park	Play Equipment Paperbark Reserve	CA	-	-	-	-	2,326
Emu Heights	Play Equipment Lowery Cl	CA	-	-	-	73,000	10,431
Werrington	Field Lighting The Kingsway	CA	-	-	-	147,174	-
Wallacia	Downes Park - Renew play equipment and soft fall	CA	-	-	-	38,000	-
St Clair	Feather & Lilley Street - Renew play equipment and soft fall	CA	-	-	-	38,000	-
Glenmore Park	Applegum Reserve - Renew play equipment and soft fall	CA	-	-	-	38,000	-
Cranebrook	Grays Lane & Ellim Place - Renew play equipment and soft fall	CA	-	-	-	66,449	1,364
Glenmore Park	Richardson Place - Renew play equipment and soft fall	CA	-	-	-	38,000	909
South Penrith	Pioneer Park - Renew play equipment and soft fall	CA	-	-	-	38,000	23
Emu Plains	Bunyarra Drive - Renew play equipment and soft fall	CA	-	-	-	40,000	909
Penrith	Andrews Road Baseball - Renew irrigation system	CA	-	-	-	34,000	-
Penrith	Nepean Rugby Club - Renew irrigation system	CA	-	-	-	17,000	-

PROJECTS PROGRESS REPORT

For the Period to 30 September 2018

Location	Description	Resp Officer	Adopted Budget	Proposed Variances	Revised Budget	Estimated Project Cost	PTD Expenditure
Werrington	Rance Oval - Renew irrigation system	CA	-	-	-	7,000	-
Kingswood	Chapman Gardens Junior - Renew irrigation system	CA	-	-	-	10,000	-
Kingswood	Chapman Gardens No.1 - Renew irrigation system	CA	-	-	-	20,000	-
Leonay	Leonay Oval Design - Field Lighting	CA	-	-	-	13,000	-
Various	Various Locations - Renew storage unit & bins	CA	-	-	-	1,539	-
Various	Various Locations - Renew existing fencing	CA	-	-	-	45,000	6,438
South Penrith	Jamison Park No.5 field - Renew grass surface	CA	-	-	-	60,000	-
Kingswood	Chapman Gardens No.1 - Renew grass surface	CA	-	-	-	25,000	-
Kingswood	Chapman Gardens Junior - Renew grass surface	CA	-	-	-	12,000	-
St Marys	Cook Park No.2 Field - Renew grass surface	CA	-	-	-	80,000	-
St Marys	Cook Park No.3 Field - Renew grass surface	CA	-	-	-	80,000	-
Various	Various Locations - Replace court surface	CA	-	-	-	40,000	-
Various	Various Locations - Replace synthetic surfacing	CA	-	-	-	16,000	-
St Marys	Mayoral Challenge Cook Park	CA	-	-	-	143,000	-
TOTAL ASSET MAINTENANCE AND RENEWAL			8,600,670		7,866,202		765,456
Children's Services							
Various	Building Upgrades	CS	385,000	90,636	475,636	130,636	9,985
Various	CS IT Replacement Capital	CS	28,158	-	28,158	28,158	6,600
Various	CS Whitegoods Replacement - Capital	CS	-	8,754	8,754	-	-
Various	CS Playground Upgrades	CS	180,000	(47,040)	132,960	(47,040)	45,052
Penrith LGA	OOSH Bus Fleet Replacement	CS	150,000	-	150,000	-	-
Emu Plains	Emu Village OSH	CS	-	2,550	2,550	-	-
Emu Plains	Building Upgrade	CS	-	-	-	-	2,550
Penrith	Building Renewal	CS	1,078,500	100,000	1,178,500	-	-
St Clair	Strauss Road	CS	-	-	-	150,000	7,240
South Penrith	Tandara	CS	-	-	-	150,000	6,304
North St Marys	Wattle Glen	CS	-	-	-	150,000	11,897
Penrith LGA	Staff Kitchenettes	CS	-	-	-	100,000	65,643
Penrith LGA	Additional Centre Maintenance Capital	CS	-	115,110	115,110	-	-
South Penrith	Carita CCC	CS	-	-	-	109,630	-
St Clair	Kindana CCC	CS	-	-	-	-	1,100
Werrington	Yoorami CCC	CS	-	-	-	5,480	7,500

PROJECTS PROGRESS REPORT

For the Period to 30 September 2018

Location	Description	Resp Officer	Adopted Budget	Proposed Variances	Revised Budget	Estimated Project Cost	PTD Expenditure
Penrith LGA	IPads fro Childrens Centres (for Electronic Sign In/Out)	CS	-	50,000	50,000	-	-
St Marys	St Marys Preschool Building Upgrade	CS	-	10,000	10,000	-	-
TOTAL CHILDREN'S SERVICES			1,821,658		2,151,668		163,871
City Planning							
Various	Erskine Business Park Improvements	CP	19,500	232,922	252,422	-	192,256
TOTAL CITY PLANNING			19,500		252,422		192,256
Civil Maintenance and Renewal							
Various	Construction of Bicycle Facilities	CPR	30,000	(11,684)	18,316	-	18,316
Various	Dedication - Subdivision Roads	CA	8,000,000	-	8,000,000	-	6,348,571
Various	Dedication - Drainage Works	CA	6,000,000	-	6,000,000	-	5,866,448
Llandilo	Rural Roads Widening	CA	156,000	-	156,000	-	-
Various	Roads Reconstruction (2)	CA	2,475,926	(81,079)	2,394,847	-	38,343
Londonderry	<i>The Driftway</i>	CA	-	-	-	200,000	-
Llandilo	<i>Eighth Avenue - Deeplift</i>	CA	-	-	-	197,926	-
Mulgoa	<i>Chain-o-pond Road - Stabilisation and two coat seal</i>	CA	-	-	-	202,000	-
Mulgoa	<i>Littlefield Road - Stabilisation and two coat seal</i>	CA	-	-	-	200,000	-
Cambridge Park	<i>Dunheved Road - Deeplift(RMS Repair)</i>	CA	-	-	-	600,000	-
Cranebrook	<i>Borrowdale Way - Deeplift and Overlay</i>	CA	-	-	-	347,000	-
Werrington	<i>John Oxley Drive - Heavy Path and Overlay</i>	CA	-	-	-	257,921	-
Glenmore Park	<i>Cook Parade - Deeplift and Overlay</i>	CA	-	-	-	390,000	-
Penrith LGA	Shared Pathways	CA	190,000	(11,305)	178,695	-	-
Penrith LGA	Urban Drainage Construction Program	CA	1,093,000	-	1,093,000	90,000	15,691
Cambridge Park	<i>Barker St No.12 Construction of additional drainage pit</i>	CA	-	-	-	-	911
Berkshire Park	<i>Llandilo Road (Southern side at Richmond Road Intersection</i>	CA	-	-	-	-	2,399
St Marys	<i>Smith Street</i>	CA	-	-	-	-	3,376
Londonderry	<i>Mills Road Drainage</i>	CA	-	-	-	50,000	20,082
Londonderry	<i>Muschary Road Drainage</i>	CA	-	-	-	120,000	-
Llandilo	<i>Eighth Avenue Drainage</i>	CA	-	-	-	90,000	-
Emu Plains	<i>Short Street Kerb and Gutter</i>	CA	-	-	-	130,000	74,429
Orchard Hills	<i>Castle Road Drainage</i>	CA	-	-	-	125,000	-
Claremont Meadows	<i>Caddens Road Kerb and Gutter</i>	CA	-	-	-	165,000	-
Colyton	<i>Various Street Drainage</i>	CA	-	-	-	60,000	-

PROJECTS PROGRESS REPORT

For the Period to 30 September 2018

Location	Description	Resp Officer	Adopted Budget	Proposed Variances	Revised Budget	Estimated Project Cost	PTD Expenditure
Mulgoa	<i>Fairlight Road Drainage</i>	CA	-	-	-	70,000	30,767
Penrith	<i>Hornseywood Avenue Drainage</i>	CA	-	-	-	50,000	12,819
Wallacia	<i>Silverdale Raod Drainage</i>	CA	-	-	-	143,000	-
Various	Traffic and Transport Facilities Program	CPR	325,590	-	325,590	25,000	316
St Clair	<i>Chameleon Dr St Clair Length Treatment</i>	CPR	-	-	-	-	3,450
Erskine Park	<i>Swallow Dr Erskine Park Roundabout at Peppertree Dr</i>	CPR	-	-	-	-	(2,680)
Jamisontown	<i>York Road Roundabout</i>	CPR	-	-	-	225,590	18,537
Colyton	<i>Carpenter Street Pedestrian Facility</i>	CPR	-	-	-	25,000	-
Erskine Park	<i>Swallow Drive Pedestrian Facility</i>	CPR	-	-	-	25,000	-
Kingswood	<i>O'Connell Street Pedestrian Facility</i>	CPR	-	-	-	25,000	-
Penrith LGA	Restoration of Poor Condition Path Paving	CPR	100,000	-	100,000	-	17,365
Penrith LGA	Footpath Delivery Program	CA	400,000	-	400,000	-	6,573
North St Marys	<i>Boronia Park</i>	CA	-	-	-	-	10,548
Kingswood	<i>First St</i>	CA	-	-	-	-	695
St Clair	<i>Cook Pde</i>	CA	-	-	-	-	1,105
Werrington Downs	<i>Millstream Road</i>	CA	-	-	-	85,000	5,050
Werrington County	<i>Brookfield Avenue</i>	CA	-	-	-	45,000	40,149
St Clair	<i>Reserve from Blackwell Ave to Napunya Way</i>	CA	-	-	-	75,000	83,084
Colyton	<i>Bass Street</i>	CA	-	-	-	60,000	-
St Clair	<i>Newmoon PLace</i>	CA	-	-	-	30,000	650
Jamisontown	<i>Regentville Road</i>	CA	-	-	-	35,000	13,815
South Penrith	<i>Penrose Crescent</i>	CA	-	-	-	70,000	-
Penrith	Belmore St Carpark Reinstatement Works	CPR	37,673	6,437	44,110	-	14,484
TOTAL CIVIL MAINTENANCE AND RENEWAL			18,808,189		18,710,558		12,645,293
Community & Cultural Development							
Various	Disability Access Improvements	C&CD	35,000	-	35,000	35,000	3,587
TOTAL COMMUNITY & CULTURAL DEVELOPMENT			35,000		35,000		3,587
Community Safety							
St Marys	Additional CCTV cameras on Queen Street	PM	54,545	-	54,545	-	-
Penrith CBD	Lights Bollards Activate	PM	-	267,000	267,000	-	-
TOTAL COMMUNITY SAFETY			54,545		321,545		-
Customer Experience							

PROJECTS PROGRESS REPORT

For the Period to 30 September 2018

Location	Description	Resp Officer	Adopted Budget	Proposed Variances	Revised Budget	Estimated Project Cost	PTD Expenditure
St Marys CBD	Cash Recycler St Marys Counter	CE	-	39,500	39,500	-	-
TOTAL CUSTOMER EXPERIENCE			-		39,500		-
Design & Projects							
Penrith LGA	City Centre Improvements	MP	4,520,675	-	4,520,675	-	-
Penrith	<i>Penrith CBD – High Street (Station St - Woodriff St)</i>	MP	-	-	-	4,520,675	2,154,640
Penrith	<i>Penrith CBD - Permanent Triangle Park Design</i>	MP	-	-	-	-	121,161
St Marys CBD	<i>St Marys CBD – Special Places</i>	MP	-	-	-	-	314
Penrith CBD	<i>Penrith CBD – Wayfinding Strategy</i>	MP	-	-	-	-	856
Penrith	Tench Reserve Provision of new Facilities & Amenities	MP	10,000	-	10,000	-	-
Cranebrook	Cranebrook Wetlands & Cumberland Plains - Capital	MP	-	-	-	-	(8,880)
Penrith	Better Boating Program	MP	6,307,928	30,000	6,337,928	-	-
Penrith	<i>NSW Boating NOW</i>	MP	-	-	-	634,961	870,256
Penrith	<i>Tench Reserve Boat Ramp and Public Access Upgrade</i>	MP	-	-	-	5,672,967	41,095
Penrith	<i>Investigation Boating Access Points</i>	MP	-	-	-	30,000	(10,430)
Penrith	Penrith CBD Drainage Upgrade Program (LIRS)	MP	-	138,726	138,726	-	18,380
Penrith	<i>Post Supplier Contract Termination</i>	MP	-	-	-	-	31,580
St Marys	Kingsway Sporting Complex and Blair Oval All Weather Athleti	MP	131,403	-	131,403	-	7,663
Emu Plains	Our River - Regatta Park Large Fishing Platform	MP	24,530	-	24,530	-	-
Penrith	CDG Weir Reserve Rowing Dock	MP	261,488	(1,600)	259,888	-	129,100
Cranebrook	Greygums Oval - amenity store and clubroom facility constru	MP	989,708	3,563	993,271	-	64,670
Penrith LGA	New GPT's	MP	594,100	-	594,100	-	7,092
Penrith	Soper Place Multi Deck Carpark	MP	300,000	-	300,000	-	(146,256)
Penrith	North St Car Park & Pedestrian Ramp	MP	640,000	-	640,000	-	47,369
Penrith CBD	Regatta Park - Stage 1	MP	650,000	-	650,000	-	-
Penrith	Lewers Gallery Kitchen Refurbishment	MP	665,632	(31,990)	633,642	-	61,997
Jamisontown	Our River Parkland Paths Tench Reserve	MP	100,000	-	100,000	-	-
Penrith LGA	Sports Fields Shade Trees	MP	167,204	-	167,204	-	-
St Marys	Ripples Leisure Centre Additional Car Parking	MP	494,480	-	494,480	-	178,676
St Marys	Ripples Leisure Centre Splashpad Facilities	MP	1,400,000	(52,084)	1,347,916	-	484,234
Claremont Meadows	Claremont Meadows Precinct Development (s7.11)	MP	528,500	-	528,500	-	-
Claremont Meadows	<i>Street Trees</i>	MP	-	-	-	-	2,818
Claremont Meadows	<i>Caddens Road Park</i>	MP	-	-	-	-	14,922

PROJECTS PROGRESS REPORT

For the Period to 30 September 2018

Location	Description	Resp Officer	Adopted Budget	Proposed Variances	Revised Budget	Estimated Project Cost	PTD Expenditure
Claremont Meadows	<i>Eastern Precinct Neighbourhood Park</i>	MP	-	-	-	-	8,400
Penrith	Nepean River - Install Waters Edge Access Decks	MP	187,500	112,534	300,034	-	-
Regentville	Regentville Hall Interior Alteration Works	MP	-	16,400	16,400	-	-
Civic Centre	Provision of Solar Photovoltaic to Civic Centre Rooftop	MP	-	125,000	125,000	-	2,294
Penrith	Construction of Storage Facilities at Andrews Road	MP	(207,881)	415,762	207,881	-	-
Penrith LGA	Street Tree Asset Project (RAR)	MP	200,000	-	200,000	-	-
TOTAL DESIGN & PROJECTS			17,965,267		18,721,578		4,081,952
Economic Initiatives							
Penrith Council	Economic Initiatives Capital Purchases	EIM	-	3,898	3,898	-	3,898
TOTAL ECONOMIC INITIATIVES			-		3,898		3,898
Environmental Health							
Penrith LGA	Stormwater Work Improvement Program	EHC	385,670	(385,670)	-	-	-
TOTAL ENVIRONMENTAL HEALTH			385,670		-		-
Fleet and Plant Management							
Various	Motor Vehicle Purchases	FS	3,067,000	-	3,067,000	-	350,452
Penrith Council	Plant Replacement	CPR	1,622,435	-	1,622,435	-	653,905
Penrith Council	<i>3 Tree Assessment Officer Vehicles (funded)</i>	CPR	-	99,630	99,630	-	-
Penrith Council	Implementation of Cash Receipting System	FS	91,891	-	91,891	-	10,634
TOTAL FLEET AND PLANT MANAGEMENT			4,781,326		4,880,956		1,014,991
Information and Communication Technology							
Various	Desktop Hardware / Devices	ICT	353,771	(22,070)	331,701	-	82,341
Penrith Council	Server Infrastructure	ICT	60,000	(20,000)	40,000	-	-
Penrith Council	Network Equipment Upgrade	ICT	20,000	20,000	40,000	-	18,682
Penrith Council	Sharepoint Project	ICT	33,586	-	33,586	-	-
Penrith LGA	Wireless Internet Network Solution Upgrade	ICT	-	22,070	22,070	-	22,069
Penrith Council	Audio/visual Meeting Room Equipment Upgrades	ICT	-	-	-	-	6,141
TOTAL INFORMATION AND COMMUNICATION TECHNOLOGY			467,357		467,357		129,233
Information Management							
Various	Information Management System	GOV	1,030,811	(12,803)	1,018,008	1,018,008	281,358
TOTAL INFORMATION MANAGEMENT			1,030,811		1,018,008		281,358
Libraries							

PROJECTS PROGRESS REPORT

For the Period to 30 September 2018

Location	Description	Resp Officer	Adopted Budget	Proposed Variances	Revised Budget	Estimated Project Cost	PTD Expenditure
Various	Library Resources - Capital	LS	634,910	79,922	714,832	-	95,118
Various	Library Management System	LS	207,113	39,524	246,637	-	89,419
Civic Centre	Library Special Purpose Projects -Building	LS	60,575	10,526	71,101	-	7,956
Penrith LGA	Library Capital Purchases	LS	-	18,045	18,045	-	16,945
TOTAL LIBRARIES			902,598		1,050,615		209,438
Neighbourhood Facilities Management							
Various	Neighbourhood Centres/Halls Improvements	FAC	162,756	-	162,756	-	36,797
Various	Regentville Hall Improvements	FAC	-	12,840	12,840	-	12,840
TOTAL NEIGHBOURHOOD FACILITIES MANAGEMENT			162,756		175,596		49,637
Place Management							
Various	Neighbourhood Renewal	PM	275,503	(20,000)	255,503	255,503	76,923
Various	Mayoral Youth Challenge	PM	123,000	20,000	143,000	143,000	-
Various	Robin Wiles Upgrade Project	PM	-	280,000	280,000	280,000	-
Cambridge Park	Lincoln Park Co-design Playground Community Building Pship	PM	42,000	-	42,000	-	-
Colyton	Colyton Outdoor Fitness Equipment Community Building Pship	PM	80,000	-	80,000	-	77,093
Penrith LGA	Community Safety Program Capital	PM	20,755	-	20,755	-	-
Penrith LGA	<i>Alcohol Free Signage Installation</i>	PM	-	-	-	16,080	2,700
Cranebrook	<i>Cranebrook Bollard Project</i>	PM	-	-	-	4,675	-
TOTAL PLACE MANAGEMENT			541,258		821,258		156,716
Property Development & Management							
Various	Property Development Expenditure Project (1)	PD	-	1,025	1,025	1,025	-
Various	Property Development Expenditure Project (2)	PD	420,000	33,181	453,181	453,181	38,181
Penrith CBD	Mulgoa Rd & Jane St Project (RMS) - WIK/Acqn	PD	4,113,225	-	4,113,225	-	-
Penrith CBD	<i>WIK - Carpenter Site- Left in/left out</i>	PD	-	-	-	1,613,225	-
Penrith CBD	<i>WIK - Hardstand/Temp CarPak - Carpenters Site</i>	PD	-	-	-	1,000,000	-
Penrith CBD	<i>WIK - Stg 2 Car Park - Woodriff Gardens</i>	PD	-	-	-	1,500,000	-
TOTAL PROPERTY DEVELOPMENT & MANAGEMENT			4,533,225		4,567,431		38,181
Public Space Maintenance							
Various	Outdoor Mobility Implementation	CPR	983,456	(12,803)	970,653	970,653	610,972
Various	Land Recognition	CA	2,920,322	-	2,920,322	-	-
Various	Local Open Space s7.11 funded capital works	CPR	1,091,421	(326,816)	764,605	-	-
Mulgoa	<i>Mulgoa Park Picnic Shed, Bollards & Landscaping</i>	CPR	-	-	-	200,000	-

PROJECTS PROGRESS REPORT

For the Period to 30 September 2018

Location	Description	Resp Officer	Adopted Budget	Proposed Variances	Revised Budget	Estimated Project Cost	PTD Expenditure
St Marys	Adams Cres - Playground & Tree planting	CPR	-	-	-	25,154	25,619
St Clair	Redstone Place - Playground and landscaping	CPR	-	-	-	65,365	64,850
Kingswood	Kanangra Res - Fencing, pathway	CPR	-	-	-	72,872	-
Kingswood	Kingswood Park - Shade structure	CPR	-	-	-	16,032	-
Kingswood	First Ave & Bringely Rd - Pathway	CPR	-	-	-	8,745	-
Kingswood	Chapmans Gardens - Amenities & security lighting Design	CPR	-	-	-	10,000	-
Luddenham	Sales Park - Playground equipment, seating & landscaping	CPR	-	-	-	87,447	-
Oxley Park	Lucy Cobcroft Park - Seating & landscaping	CPR	-	-	-	14,574	-
Penrith	Parker St Res - Seating & landscaping	CPR	-	-	-	12,112	-
Penrith	Belair Rd Hillcrest Ave - Playground equip & fencing	CPR	-	-	-	72,872	-
Penrith	Norman Peak Park - Park Furniture & pathway access	CPR	-	-	-	29,149	-
Penrith	The Crescent / Blaxland Ave - Landscaping	CPR	-	-	-	14,574	-
St Marys	Cook Park - Park Furniture	CPR	-	-	-	14,574	-
Werrington	Ellison Res - Park furniture & landscaping	CPR	-	-	-	14,574	-
Werrington	Armstein Cres - Playground equip	CPR	-	-	-	62,838	-
Werrington Downs	Brookfield Ave - Pathway between Valley View Cres and Brookf	CPR	-	-	-	43,723	-
Erskine Park	Park Improvements - Capella reserve Erskine Park	CPR	250,000	(250,000)	-	-	-
Erskine Park	Park Improvements - Spica reserve Erskine Park	CPR	57,006	(22,786)	34,220	-	28,835
Erskine Park	Park Improvements - Pacific & Phoenix reserve Erskine Park	CPR	-	10,322	10,322	-	10,322
South Penrith	Natural Cooling Tree Planting South Penrith	CPR	40,043	-	40,043	-	-
St Marys	Sportsground Field Lighting Shepherd St St Marys	CPR	126,364	-	126,364	-	(8,466)
TOTAL PUBLIC SPACE MAINTENANCE			5,468,612		4,866,529		732,132
Recreation Facilities Management							
South Penrith	Jamison Park Upgrades	FAC	158,048	-	158,048	-	-
Glenmore Park	Ched Towns Facility Embellishments	FAC	21,441	-	21,441	-	-
Various	Recreation Facility Improvements	FAC	-	20,000	20,000	-	-
Claremont Meadows	Myrtle Road Building Detailed Design Stage 1	FAC	-	-	-	-	2,400
South Penrith	Jamison Park Irrigation field 5	FAC	-	-	-	20,000	-
Cranebrook	Andromeda Drive Sandstone Blocks	FAC	-	-	-	-	1,898
Glenmore Park	Ched towns floodlights and Canteen renewal	FAC	60,880	(60,880)	-	-	-
Glenmore Park	Glenmore Park Dog Park	FAC	50,000	-	50,000	-	-
Glenmore Park	Blue Hills Oval Cricket Nets	FAC	-	98,000	98,000	-	-

PROJECTS PROGRESS REPORT

For the Period to 30 September 2018

Location	Description	Resp Officer	Adopted Budget	Proposed Variances	Revised Budget	Estimated Project Cost	PTD Expenditure
Mulgoa	Gow Park Storage & Amenities	FAC	73,601	-	73,601	-	3,690
South Penrith	Jamison Park Cricket Nets Upgrade	FAC	-	26,877	26,877	-	29,527
St Clair	Saunders Park - Long Jump Upgrades	FAC	13,541	3,523	17,064	-	5,285
TOTAL RECREATION FACILITIES MANAGEMENT			377,511		465,031		42,800
Regulatory Control							
Penrith Council	RID Squad Motor Vehicle Purchases	EHC	200,000	-	200,000	-	-
Penrith LGA	Rid Squad - Technology Project	EHC	-	-	-	-	(17)
TOTAL REGULATORY CONTROL			200,000		200,000		(17)
Security and Emergency Services							
Mulgoa	Mulgoa Bushfire Station Renewal	CA	200,000	-	200,000	-	-
Penrith LGA	CCTV Upgrade & Renewal Program	CA	50,000	50,000	100,000	-	38,304
Various	SES Equipment Priority List	CA	20,000	-	20,000	-	1,196
Penrith LGA	Rural Fire Service Equip-Grant Funded	CA	770,760	-	770,760	-	4,197
Erskine Park	Erskine Park Brigade Station Storage Shed	CA	-	30,000	30,000	-	300
TOTAL SECURITY AND EMERGENCY SERVICES			1,040,760		1,120,760		43,997
Traffic Management, Parking & Road Safety							
Various	LTC / Urgent Traffic Facilities	ES	82,489	-	82,489	-	-
Various	National Black Spot Program	ES	300,000	-	300,000	-	3,302
Penrith	NSW Bike Plan River Cities Program	ES	2,110,574	-	2,110,574	36,833	2,361
Penrith	<i>Jane St SUP Stage 2 between Westfield - Riley St</i>	ES	-	-	-	338,944	1,472
Jamisontown	<i>Tench Reserve SUP</i>	ES	-	-	-	202,197	212,714
South Penrith	<i>SUP in Reserve between Maxwell St - Evan St</i>	ES	-	-	-	190,000	(838)
Penrith LGA	<i>Contribution to Blue Mountains CC funded SUP</i>	ES	-	-	-	9,350	8,500
Penrith	<i>Coombes Dr Stage 2 - Jordan Springs to Penrith</i>	ES	-	-	-	940,000	2,605
Penrith	<i>High Street near Kendall Street</i>	ES	-	-	-	393,250	-
Various	State Black Spot Program	ES	125,000	-	125,000	-	2,200
Penrith LGA	Pedestrian Infrastructure Safety Around Schools Program`	ES	-	-	-	-	58,010
TOTAL TRAFFIC MANAGEMENT, PARKING & ROAD SAFETY			2,618,063		2,618,063		290,325
Workforce and Organisational Development							
Various	WH&S Risk Management Purchase of Equipment	WD	-	8,378	8,378	-	5,077
TOTAL WORKFORCE AND ORGANISATIONAL DEVELOPMENT			-		8,378		5,077

PROJECTS PROGRESS REPORT

For the Period to 30 September 2018

Location	Description	Resp Officer	Adopted Budget	Proposed Variances	Revised Budget	Estimated Project Cost	PTD Expenditure
TOTAL CAPITAL PROJECTS			69,814,776		70,362,353		20,850,181
OPERATING PROJECTS							
Advocacy							
Various	Advocacy Program	EIM	5,000	-	5,000	-	1,020
Penrith LGA	City Deals Resourcing	EIM	144,240	-	144,240	-	4,008
TOTAL ADVOCACY			149,240		149,240		5,029
Asset Maintenance and Renewal							
Penrith CBD	Penrith Paceway - Temp Public Car Park Lease	PD	26,000	-	26,000	26,000	9,000
TOTAL ASSET MAINTENANCE AND RENEWAL			26,000		26,000		9,000
Business Performance							
Various	Capacity Improvement Program	IP	1,210,426	(161,818)	1,048,608	-	187,923
TOTAL BUSINESS PERFORMANCE			1,210,426		1,048,608		187,923
Children's Services							
Various	CS Repair & Replace Equipment Operating	CS	50,000	-	50,000	-	20,724
Penrith LGA	Childcare Centres - Asbestos Removal	CS	-	50,000	50,000	-	-
Cambridge Gardens	<i>Wattle Glenn CCC</i>	CS	-	-	-	-	21,253
Werrington	<i>Yoorami CCC</i>	CS	-	-	-	-	3,771
TOTAL CHILDREN'S SERVICES			50,000		100,000		45,748
City Partnerships							
Various	International Relations	CM	81,954	-	81,954	-	8,020
TOTAL CITY PARTNERSHIPS			81,954		81,954		8,020
City Planning							
Various	Integrated Local Plan	CP	35,000	-	35,000	-	-
Various	Planning Proposal Applications to Amend a LEP	CP	36,066	133,632	169,698	169,698	16,018
Various	Applications to Amend a DCP	CP	-	3,006	3,006	3,006	-
Various	Accelerated LEP Review Program	CP	-	3,300	3,300	-	2,500
Penrith Council	Externally Commissioned Studies	CP	15,000	36,756	51,756	-	-
Penrith	Union Road Planning Proposal	CP	90,000	3,598	93,598	-	4,270
TOTAL CITY PLANNING			176,066		356,358		22,788
Civil Maintenance and Renewal							
Various	Road Resealing/ Resheeting (Pt AREAS)	CPR	4,638,846	-	4,638,846	-	718,557

PROJECTS PROGRESS REPORT

For the Period to 30 September 2018

Location	Description	Resp Officer	Adopted Budget	Proposed Variances	Revised Budget	Estimated Project Cost	PTD Expenditure
Various	Traffic Facilities - Regulatory	CPR	471,000	-	471,000	-	26,617
Various	Sweeping /re-linemarking of existing shared paths	CA	280,000	-	280,000	280,000	23,791
Various	Maintenance of GPT Constructions	CPR	338,127	-	338,127	-	6,500
Various	Rural Roads Resealing	CPR	59,500	-	59,500	-	-
Various	Roads Maintenance - Roads to Recovery	CA	597,302	-	597,302	-	-
Emu Heights	<i>Russell St - 50mm Overlay</i>	CA	-	-	-	105,402	-
Erskine Park	<i>Swallow Drive - 130mm Mill and Fill</i>	CA	-	-	-	265,000	-
Orchard Hills	<i>Lansdowne Road - 30mm Overlay and 50mm AC14 Heavy Patcl</i>	CA	-	-	-	226,900	7,830
Londonderry	The Driftway - Road Maintenance	CPR	66,000	-	66,000	-	44,063
Penrith LGA	Road Network Survey	CA	200,000	-	200,000	-	-
Wallacia	Repair of Blaxland's Crossing Bridge Bearings (Contribution)	CA	306,854	300,000	606,854	-	437,703
Penrith LGA	GPT Upgrade Trial	CPR	-	50,000	50,000	-	8,060
Penrith LGA	LTC / Urgent Traffic Facilities	CPR	-	-	-	15,000	-
St Marys	<i>Brisbane St St Marys - Pedestrian Blisters</i>	CPR	-	-	-	12,489	-
Werrington Downs	<i>Greenbank Drive Werrington Downs - Slow Points/Speed Humps</i>	CPR	-	-	-	30,000	-
Penrith	<i>York Rd Penrith - Slow Points/Speed Humps</i>	CPR	-	-	-	25,000	-
TOTAL CIVIL MAINTENANCE AND RENEWAL			6,957,629		7,307,629		1,273,121
Communications							
Penrith Council	Community Engagement	CM	41,043	1,500	42,543	-	28,500
Penrith LGA	Corporate Advertising	CM	104,648	-	104,648	-	13,167
Penrith Council	Website Maintenance	CM	58,715	(28,319)	30,396	-	1,296
TOTAL COMMUNICATIONS			204,406		177,587		42,963
Community & Cultural Development							
Various	Community Resources Development Officer	C&CD	83,582	-	83,582	83,582	30,472
Various	Cultural Development Officer - City	C&CD	7,000	-	7,000	-	288
Various	Penrith Creative Digital Making Space	C&CD	28,344	(3,344)	25,000	25,000	5,810
Various	Community Health Promotion	C&CD	6,000	899	6,899	-	2,784
Penrith LGA	No Boundaries	C&CD	-	15,399	15,399	5,399	776
Penrith LGA	<i>No Boundaries - The Great Walk Foundation</i>	C&CD	-	-	-	10,000	-
Penrith LGA	Grandparents Day	C&CD	-	10,000	10,000	-	55
Penrith	A Day of Peace	C&CD	-	-	-	-	407
Penrith LGA	Nepean Jobs for All	C&CD	25,488	-	25,488	-	21,597

PROJECTS PROGRESS REPORT

For the Period to 30 September 2018

Location	Description	Resp Officer	Adopted Budget	Proposed Variances	Revised Budget	Estimated Project Cost	PTD Expenditure
Penrith LGA	Social Profile	C&CD	10,000	-	10,000	-	18
Penrith	Resonances of Inspiration Embroidery Repairs	C&CD	3,662	-	3,662	-	-
Werrington	WELL Precinct Community Facility Needs Study	C&CD	-	38,600	38,600	-	11,580
Penrith LGA	Penrith CBD Corporation Celebration Assistance	C&CD	15,000	-	15,000	-	15,000
Penrith LGA	Donations to Community Organisations	C&CD	7,500	-	7,500	-	7,500
TOTAL COMMUNITY & CULTURAL DEVELOPMENT			186,576		248,130		96,286
Community Safety							
Various	Community Safety Program	PM	221,866	(5,000)	216,866	216,866	25,766
Penrith LGA	Operation Bounce Back	PM	8,520	280	8,800	-	6,792
North St Marys	Gen Connect - North St Marys Community Safety Project	PM	-	88,139	88,139	-	-
TOTAL COMMUNITY SAFETY			230,386		313,805		32,558
Corporate Planning							
Various	Strategic Research and Planning	CoP	59,151	(500)	58,651	58,651	4,596
TOTAL CORPORATE PLANNING			59,151		58,651		4,596
Customer Experience							
Penrith Council	Counter Queuing System	CE	-	16,000	16,000	-	-
TOTAL CUSTOMER EXPERIENCE			-		16,000		-
Design & Projects							
Penrith LGA	WSIP Local Roads Package	MP	22,697,016	(7,700,000)	14,997,016	-	-
Penrith LGA	Local Roads Package Round 2	MP	-	-	-	-	91,285
Penrith LGA	TNR Northern Rd and Derby St	MP	-	-	-	-	475,102
Penrith LGA	EPR Erskine Park Rd Upgrades	MP	-	-	-	-	175,014
Penrith LGA	Caddens Rd - Claremont Creek to Gipps St	MP	-	-	-	-	62,048
Werrington County	Dunheved Road Stage 1 Greenbank Dr to John Oxley	MP	-	-	-	-	25,220
Penrith LGA	Major Project Design Costs	MP	200,000	-	200,000	-	28,840
Emu Plains	River Rd Deviation & New Traffic Signal Design on The GRW	MP	400,000	-	400,000	-	3,101
TOTAL DESIGN & PROJECTS			23,297,016		15,597,016		860,611
Development Applications							
Penrith LGA	Local Planning Panel	DS	200,000	(50,000)	150,000	-	10,418
TOTAL DEVELOPMENT APPLICATIONS			200,000		150,000		10,418
Development Compliance							

PROJECTS PROGRESS REPORT

For the Period to 30 September 2018

Location	Description	Resp Officer	Adopted Budget	Proposed Variances	Revised Budget	Estimated Project Cost	PTD Expenditure
Penrith LGA	Audit Ind Comm & Ag Activities	EHC	133,788	-	133,788	-	28,484
TOTAL DEVELOPMENT COMPLIANCE			133,788		133,788		28,484
Economic Initiatives							
Various	Economic Development Memberships and Sponsorships	EIM	10,000	-	10,000	10,000	-
Various	Economic Initiatives Operational	EIM	20,000	(3,898)	16,102	16,102	1,801
Various	Economic Initiatives Projects	EIM	473,755	(7,975)	465,780	465,780	10,000
Penrith LGA	Economic Initiatives Resourcing	EIM	930,594	36,753	967,347	-	192,327
Penrith LGA	City Centre Review and Traffic Study	CP	280,000	2,500	282,500	-	-
Penrith	Nepean River Precinct Facilitation	EIM	-	118,407	118,407	-	8,132
St Marys	Reimagine St Marys	EIM	-	62,500	62,500	-	-
TOTAL ECONOMIC INITIATIVES			1,714,349		1,922,636		212,259
Environmental Health							
Penrith LGA	On Site Sewer Management Strategy	EHC	272,174	-	272,174	-	69,357
Penrith LGA	Biodiversity Strategy	EHC	20,000	-	20,000	-	883
Penrith LGA	Integrated Catchment Management	EHC	133,568	11,000	144,568	-	32,229
Penrith LGA	Natural Systems Resourcing	EHC	130,835	-	130,835	-	24,396
Penrith LGA	Waterways Health Monitoring Program	EHC	35,000	-	35,000	-	8,201
Penrith LGA	Roadside Reserves Environmental Management Grant	EHC	-	-	-	-	(7,434)
TOTAL ENVIRONMENTAL HEALTH			591,577		602,577		127,632
Financial Services							
Penrith Council	Investigate Grant Funding Opportunities	FS	25,000	-	25,000	-	-
TOTAL FINANCIAL SERVICES			25,000		25,000		-
Floodplain & Stormwater Management							
Penrith LGA	Floodplain Management Resourcing	ES	241,582	-	241,582	-	34,239
Penrith LGA	Flood Studies SMSC	ES	750,965	-	750,965	-	-
Penrith LGA	<i>Penrith CBD Risk Management Study and Plan</i>	ES	-	-	-	-	24,795
Emu Plains	<i>Emu Plains Overland Flow Flood Study</i>	ES	-	-	-	-	1,809
TOTAL FLOODPLAIN & STORMWATER MANAGEMENT			992,547		992,547		60,842
Information and Communication Technology							
Penrith Council	ICT System and Software Licences	ICT	34,611	-	34,611	-	10,925
Penrith Council	<i>Veeam Backup & Replication for VMware</i>	ICT	-	-	-	-	8,566
Penrith Council	Customer Experience	ICT	-	30,000	30,000	-	-

PROJECTS PROGRESS REPORT

For the Period to 30 September 2018

Location	Description	Resp Officer	Adopted Budget	Proposed Variances	Revised Budget	Estimated Project Cost	PTD Expenditure
Penrith Council	Manage Computer Services	ICT	382,923	-	382,923	-	38,071
TOTAL INFORMATION AND COMMUNICATION TECHNOLOGY			417,534		447,534		57,561
Libraries							
Various	Library Special Purpose Projects - Promotion	LS	18,815	2,951	21,766	-	5,637
Penrith Council	Library Resources - Operating	LS	210,000	-	210,000	-	93,759
Penrith LGA	Tech Savvy Seniors	LS	-	909	909	-	-
Penrith LGA	Library Digital	LS	10,000	13,778	23,778	-	-
Penrith LGA	<i>Library Management System Op Costs</i>	LS	-	-	-	-	2,042
TOTAL LIBRARIES			238,815		256,453		101,439
Marketing and Events							
Various	City Marketing & Events Sponsorship	CM	132,600	-	132,600	-	33,127
Penrith	Australian Ballet Event – Under the Stars	CM	80,000	-	80,000	-	50,000
Penrith	River Festival	CM	502,510	7,100	509,610	-	50,047
Penrith	Football Event Sponsorship	CM	112,000	-	112,000	-	-
Penrith Council	Relay for Life Sponsorship	CM	3,000	-	3,000	-	78
Penrith LGA	Australia Day	CM	77,000	18,000	95,000	-	2,745
TOTAL MARKETING AND EVENTS			907,110		932,210		135,997
Neighbourhood Facilities Management							
Penrith LGA	Hall Hire - Fee Waiver	FAC	3,000	-	3,000	-	-
Penrith Council	Community Contributions -Hall Hire (VW)	FAC	70	-	70	-	70
TOTAL NEIGHBOURHOOD FACILITIES MANAGEMENT			3,070		3,070		70
Place Management							
Various	Urban Design and Activation	PM	312,332	-	312,332	312,332	14,154
Various	Place Management Resourcing (Pt AREAS)	PM	840,788	-	840,788	-	198,230
Various	Neighbourhood Renewal Projects (AREAS)	PM	48,635	8,834	57,469	57,469	6,324
Penrith LGA	Magnetic Places	PM	50,000	-	50,000	-	4
Penrith Council	Review of City Centre Organisations	PM	-	72,155	72,155	-	-
Penrith LGA	The Village Cafe	PM	96,701	-	96,701	36,152	10,361
St Marys	<i>The Village Care St Marys</i>	PM	-	-	-	21,275	7,593
Kingswood	<i>The Village Cafe Kingswood</i>	PM	-	-	-	39,274	2,673
Penrith LGA	NSW Small Business Month	PM	-	5,000	5,000	-	96
TOTAL PLACE MANAGEMENT			1,348,456		1,434,445		239,435

PROJECTS PROGRESS REPORT

For the Period to 30 September 2018

Location	Description	Resp Officer	Adopted Budget	Proposed Variances	Revised Budget	Estimated Project Cost	PTD Expenditure
Property Development & Management							
Various	PD Business Development	PD	-	100,000	100,000	100,000	1,136
Various	Public Open Space Reinvestment - Erskine Park Pilot	PD	423,836	-	423,836	423,836	5,410
Various	New West Major Projects - Operational Costs	PD	210,000	190,000	400,000	400,000	222,344
Various	Operational Sites Project	PD	190,000	(10,000)	180,000	180,000	1,500
Various	Opportunity Sites Project	PD	530,000	-	530,000	530,000	59,110
Penrith LGA	Operational Dining Review	PD	-	10,000	10,000	10,000	3,980
TOTAL PROPERTY DEVELOPMENT & MANAGEMENT			1,353,836		1,643,836		293,481
Public Space Maintenance							
Various	Enhanced Public Domain Team (Pt AREAS)	CPR	4,236,599	(14,583)	4,222,016	-	326,453
Penrith LGA	Enhanced Public Domain	CPR	158,145	-	158,145	-	4,012
Penrith LGA	Parks Asset renewal Program	CA	-	-	-	-	17,942
Penrith LGA	Green Waste Mulcher	CPR	10,000	-	10,000	-	-
Penrith Council	Implement Plans of Management	CPR	184,342	-	184,342	-	37,563
Penrith LGA	Control of Aquatic Plants	CPR	5,000	-	5,000	-	-
Penrith LGA	Protect Two Endangered Ecological Communities - Ropes Creek	CPR	7,497	-	7,497	-	887
Cambridge Park	Asbestos Removal William Street	CPR	-	-	-	-	1,200
TOTAL PUBLIC SPACE MAINTENANCE			4,601,583		4,587,000		388,057
Recreation Facilities Management							
Penrith LGA	Western Sydney Academy of Sport	FAC	14,823	251	15,074	-	15,074
Penrith LGA	Synthetic Surface Design	FAC	40,000	-	40,000	-	-
Penrith LGA	Skate Park Investigations	FAC	13,250	-	13,250	-	6,000
Penrith Council	Nepean District Historical Society Wagon Enclosure	FAC	15,000	-	15,000	-	-
TOTAL RECREATION FACILITIES MANAGEMENT			83,073		83,324		21,074
Regulatory Control							
Penrith LGA	Companion Animals Act Education Program	EHC	10,000	-	10,000	-	6,957
TOTAL REGULATORY CONTROL			10,000		10,000		6,957
Sustainability							
Penrith LGA	Sustainability Programs	SUST	47,330	(1,100)	46,230	-	1,253
Penrith Council	Louise Petchell Learning for Sustainability Scholarship	SUST	14,039	-	14,039	-	6,415
Penrith LGA	Compact of Mayors	SUST	13,680	(3,000)	10,680	-	-
TOTAL SUSTAINABILITY			75,049		70,949		7,668

PROJECTS PROGRESS REPORT

For the Period to 30 September 2018

Location	Description	Resp Officer	Adopted Budget	Proposed Variances	Revised Budget	Estimated Project Cost	PTD Expenditure
Traffic Management, Parking & Road Safety							
Penrith LGA	Road Safety Project	ES	14,200	-	14,200	-	156
Penrith LGA	GLS (Graduated Licensing Scheme)	ES	-	-	-	-	256
Penrith LGA	P-800 Restraints	ES	-	-	-	-	900
Penrith LGA	P-795 GLS Workshop	ES	-	-	-	-	25
Penrith Council	Integrated Parking Management System (IPMS)	ES	-	-	-	-	1,800
TOTAL TRAFFIC MANAGEMENT, PARKING & ROAD SAFETY			14,200		14,200		3,138
Waste & Resource Recovery							
Various	Biodegradable Bags - Purchase & Delivery	Waste	925,000	-	925,000	-	12,337
Penrith LGA	E - Waste	Waste	110,000	-	110,000	-	7,361
Penrith	Waste Strategy & Contract Development	Waste	400,000	-	400,000	-	112,481
Penrith LGA	Hard Waste Assessment	Waste	218,224	-	218,224	-	60,001
Penrith LGA	Waste Planning	Waste	-	130,000	130,000	-	37,187
Penrith LGA	Place Management and Waste Partnership	Waste	102,184	8,345	110,529	-	27,183
Penrith LGA	Community Recycling Centre Education	Waste	5,126	-	5,126	-	1,768
Penrith LGA	Chemical Clean Out	Waste	20,000	-	20,000	-	-
Penrith LGA	CRM Waste Services	Waste	-	91,748	91,748	-	20,487
TOTAL WASTE & RESOURCE RECOVERY			1,780,534		2,010,627		278,805
Workforce and Organisational Development							
Various	Corporate Training Budget	WD	223,396	(34,500)	188,896	188,896	51,322
Various	Skills & Knowledge Assessment Process	WD	3,000	-	3,000	-	-
Penrith Council	Management & Leadership Development Prog	WD	50,000	-	50,000	-	16,926
Penrith Council	Traineeship Program	WD	39,000	-	39,000	-	17,727
Penrith Council	Performance Management System	WD	56,604	-	56,604	-	14,150
Penrith LGA	Empower iCloud 5 Solution	WD	29,700	-	29,700	-	3,924
Penrith LGA	eRecruitment Onboarding and Succession Planning System	WD	145,295	-	145,295	-	46,874
Penrith Council	eLearning Management System	WD	40,000	34,500	74,500	-	38,950
TOTAL WORKFORCE AND ORGANISATIONAL DEVELOPMENT			586,995		586,995		189,872
TOTAL OPERATING PROJECTS			47,706,366		41,388,169		4,751,830

CONTRACTS

Part A - Contracts Listing - contracts entered into during the quarter

Contractor	Contract Number	Contract Purpose	Contract Value \$	Start Date	Expiration Date	Details of Contract	Budgeted (Y/N)
Hix Electrical & Data Services	RFT17/18-10	Fire Services	>\$150,000	17-Sep-2018	17-Sep-2021	3+1+1	Y
Newsound Fire Services Pty Ltd	RFT17/18-10	Fire Services	>\$150,000	17-Sep-2018	17-Sep-2021	3+1+1	Y
Firecorp Australia Pty Ltd	RFT17/18-11	Fire Services	>\$150,000	17-Sep-2018	17-Sep-2021	3+1+1	Y
Hix Electrical & Data Services	RFT17/18-26	Kingsway Rugby Field Lighting Stage 1	\$ 99,380	16-Jul-2018	16-Jul-2019	Single Use Contract	Y
Beacon Building Services	RFT17/18-27	Penrith Regional Gallery Café Alterations	\$ 360,242	06-Aug-2018	06-Aug-2019	Single Use Contract	Y
Coverit Building Group Pty Ltd	RFT17/18-30	Greygums Oval Amenities	\$ 992,600	23-Jul-2018	23-Jul-2019	Single Use Contract	Y

Notes:

1. Minimum reporting level is 1% of estimated income from continuing operations of Council or \$50,000 - whatever is the lesser.
2. Contracts listed are those entered into during the quarter being reported and exclude contractors on Council's Preferred Supplier list.
3. Contracts for employment are not required to be included

CONSULTANCY & LEGAL EXPENSES

Budget review for the quarter ended 30 September 2018

Expense	YTD Expenditure (Actual \$)	Budgeted (Y/N)	Notes
Consultancies	1,501,064	Y	
Legal Fees	1,248,146	Y	

Definition of a Consultant:

A consultant is a person or organisation engaged under contract on a temporary basis to provide recommendations or high level specialist or professional advice to assist decision making by management. Generally it is the advisory nature of the work that differentiates a consultant from other contractors.

On Time Payments:

Aim to pay all small business accounts within a 30 day time frame from receiving the invoice, unless otherwise specified. EFT payments cycles are processed weekly.

Target	December 2017	March 2018	June 2018	September 2018
90%	54%	46%	52%	57%

CAPITAL BUDGET

Budget Review for the quarter ended 30 September 2018

(\$'000)	Original Budget	Approved Sept Qtr.	Approved Dec Qtr.	Approved Mar Qtr.	Approved June Qtr.	Revised Budget	Proposed Budget	Projected Budget	Actual YTD
Capital Funding									
Rates & Other Untied Funding	29,744	(2,422)	-	-	-	27,323	284	27,606	11,818
Capital Grants & Contributions	16,104	3,043	-	-	-	19,147	1,672	20,819	1,983
Internal Restrictions									
- Renewals	1,591	8	-	-	-	1,599	(383)	1,216	161
- New Assets	7,047	1,839	-	-	-	8,886	123	9,008	1,504
External Restrictions	6,884	698	-	-	-	7,582	(795)	6,786	818
Other Capital Funding Sources									
- Loans	2,514	-	-	-	-	2,514	139	2,652	1,264
Income from Sale of Assets									
- Plant & Equipment	1,892	-	-	-	-	1,892	-	1,892	217
- Land & Buildings	2,600	9,493	-	-	-	12,093	(151)	11,942	4,123
TOTAL CAPITAL FUNDING	68,375	12,659	-	-	-	81,034	888	81,922	21,889
Capital Expenditure									
New Assets									
- Plant & Equipment	6,158	746	-	-	-	6,904	174	7,079	1,715
- Land & Buildings	4,313	3,055	-	-	-	7,368	164	7,532	567
- Roads, Bridges, Footpaths	15,652	5,851	-	-	-	21,503	(11)	21,492	12,525
- Other Infrastructure	4,590	1,099	-	-	-	5,689	222	5,911	1,114
- Library Books	635	-	-	-	-	635	80	715	95
- Other	1,214	737	-	-	-	1,951	1	1,952	124
Renewals									
- Plant & Equipment	230	50	-	-	-	280	50	330	57
- Land & Buildings	15,147	(37)	-	-	-	15,110	(31)	15,079	3,295
- Roads, Bridges, Footpaths	3,237	38	-	-	-	3,275	(76)	3,199	361
- Other Infrastructure	5,980	972	-	-	-	6,952	(25)	6,927	1,004
- Other	-	148	-	-	-	148	-	148	(8)
Loan Repayments (principal)	11,220	-	-	-	-	11,220	340	11,560	1,039
TOTAL CAPITAL EXPENDITURE	68,375	12,659	-	-	-	81,034	888	81,922	21,889

CASH & INVESTMENTS

Budget Review for the quarter ended 30 September 2018

(\$'000)	Original Budget	Approved Sept Qtr.	Approved Dec Qtr.	Approved Mar Qtr.	Approved June Qtr.	Revised Budget	Proposed Budget	Projected Budget	Actual YTD
Externally Restricted									
Developer Contributions	36,084	(176)	-	-	-	35,908	(703)	35,205	37,330
Restricted Contributions for Works	5,717	(281)	-	-	-	5,436	8,241	13,677	7,266
Unexpended Grants	1,134	(401)	-	-	-	733	(103)	629	789
Unexpended Loan Funds	4,908	-	-	-	-	4,908	(139)	4,769	3,254
Other Externally Restricted	18,066	(30)	-	-	-	18,036	16	18,053	16,900
Total Externally Restricted	65,909	(888)	-	-	-	65,021	7,312	72,333	65,539
Internally Restricted									
Sinking Funds	-	-	-	-	-	-	-	-	-
Internal Reserves	81,113	5,639	-	-	-	86,752	(3,972)	82,781	76,665
Security Bonds & Deposits	9,245	1,047	-	-	-	10,292	-	10,292	10,292
Total Internally Restricted	90,358	6,686	-	-	-	97,044	(3,972)	93,073	86,957
Unrestricted	(3,978)	14,801	-	-	-	10,823	(3,340)	7,482	20,392
Total Cash & Investments	152,289	20,599	-	-	-	172,888	-	172,888	172,888

INCOME & EXPENSE

Budget Review for the quarter ended 30 September 2018

(\$'000)	Original Budget	Approved Sept Qtr.	Approved Dec Qtr.	Approved Mar Qtr.	Approved June Qtr.	Revised Budget	Proposed Budget	Projected Budget	Actual YTD
Income									
Rates & Annual Charges	153,372	-	-	-	-	153,372	857	154,229	153,429
User Fees & Charges	43,703	(6)	-	-	-	43,698	(363)	43,334	8,488
Interest & Investment Revenue	3,695	105	-	-	-	3,800	118	3,918	936
Other Revenues	5,633	15	-	-	-	5,648	1,004	6,652	1,258
Grants & Contributions - Operating	47,378	(5,649)	-	-	-	41,730	(2,875)	38,855	4,296
Grants & Contributions - Capital									
- Other	15,768	11,467	-	-	-	27,235	214	27,449	12,441
- Contributions (S94)	5,565	-	-	-	-	5,565	(2)	5,563	1,500
Share of Interests in Joint Ventures	900	-	-	-	-	900	-	900	-
Total Income from Continuing Operations	276,014	5,933	-	-	-	281,947	(1,046)	280,901	182,347
Expenses									
Employee Costs	102,535	197	-	-	-	102,732	1,238	103,971	23,271
Borrowing Costs	2,201	-	-	-	-	2,201	(445)	1,755	199
Materials & Contracts	80,348	1,564	-	-	-	81,913	(7,214)	74,699	12,130
Depreciation	25,285	-	-	-	-	25,285	-	25,285	7,174
Legal Costs	302	-	-	-	-	302	-	302	28
Consultants	14,295	(123)	-	-	-	14,172	292	14,464	1,240
Other Expenses	15,581	437	-	-	-	16,018	699	16,716	7,192
Share of Interests in Joint Ventures	850	-	-	-	-	850	-	850	-
Total Expenses from Continuing Operations	241,397	2,075	-	-	-	243,472	(5,430)	238,042	51,234
Net Gain/(Loss) from the Disposal of Assets	(486)	-	-	-	-	(486)	-	(486)	(44)
Net Gain/(Loss) on Fair Value Adjustment	-	-	-	-	-	-	-	-	-
Net Operating Result from Continuing Operations	34,131	3,858	-	-	-	37,989	4,384	42,373	131,070
Net Operating Result before Capital Items	12,798	(7,609)	-	-	-	5,189	4,171	9,360	117,129

INCOME & EXPENSE (by program)

Budget Review for the quarter ended 30 September 2018

(\$'000)	Original Budget	Approved Sept Qtr.	Approved Dec Qtr.	Approved Mar Qtr.	Approved June Qtr.	Revised Budget	Proposed Budget	Projected Budget	Actual YTD
Income									
Childrens Services	25,246	-	-	-	-	25,246	1,863	27,109	6,873
Planning and Advocacy	7,335	-	-	-	-	7,335	349	7,684	2,961
Community Facilities	2,018	-	-	-	-	2,018	29	2,047	449
Community Information and Events	83	-	-	-	-	83	-	83	20
Community Well Being	2,361	-	-	-	-	2,361	46	2,407	109
Corporate Finance	5,343	114	-	-	-	5,457	653	6,110	(856)
Corporate Governance	19	-	-	-	-	19	119	138	(205)
Corporate Support	32	-	-	-	-	32	-	32	4
Corporate Workforce	94	-	-	-	-	94	0	94	4
Development Applications	4,767	-	-	-	-	4,767	-	4,767	1,122
Environmental and Health Management	462	-	-	-	-	462	69	531	155
Libraries	814	-	-	-	-	814	4	817	95
Major Infrastructure Projects & Design	22,577	857	-	-	-	23,434	30	23,464	824
Public Spaces and Community Safety	513	-	-	-	-	513	298	811	117
Roads, Footpaths and Buildings	17,542	-	-	-	-	17,542	382	17,923	12,987
Sport and Recreation	12,595	310	-	-	-	12,905	(2)	12,904	105
Traffic, Parking and Drainage	768	1,731	-	-	-	2,499	-	2,499	(13)
Waste and Community Protection	38,746	-	-	-	-	38,746	111	38,857	34,283
Parks	65	2,920	-	-	-	2,985	(46)	2,940	5
Sustainability	10	-	-	-	-	10	-	10	4
General Revenue	134,625	-	-	-	-	134,625	(4,952)	129,673	123,305
Total Income from Continuing Operations	276,014	5,933	-	-	-	281,947	(1,046)	280,901	182,347
Expenses									
Childrens Services	26,394	-	-	-	-	26,394	806	27,200	6,894
Planning and Advocacy	6,922	328	-	-	-	7,250	404	7,654	1,853
Community Facilities	2,488	0	-	-	-	2,488	68	2,556	648
Community Information and Events	5,849	177	-	-	-	6,026	130	6,156	1,364
Community Well Being	6,700	45	-	-	-	6,745	128	6,872	852
Corporate Finance	17,745	1	-	-	-	17,746	175	17,921	3,717

INCOME & EXPENSE (by program)

Budget Review for the quarter ended 30 September 2018

(\$'000)	Original Budget	Approved Sept Qtr.	Approved Dec Qtr.	Approved Mar Qtr.	Approved June Qtr.	Revised Budget	Proposed Budget	Projected Budget	Actual YTD
Corporate Governance	5,616	-	-	-	-	5,616	46	5,663	1,529
Corporate Support	2,652	-	-	-	-	2,652	(40)	2,612	1,144
Corporate Workforce	2,959	24	-	-	-	2,983	69	3,052	759
Development Applications	9,304	-	-	-	-	9,304	196	9,500	2,046
Environmental and Health Management	3,157	116	-	-	-	3,273	187	3,459	697
Libraries	6,758	-	-	-	-	6,758	(14)	6,744	1,664
Major Infrastructure Projects & Design	25,025	340	-	-	-	25,365	(7,638)	17,728	1,505
Public Spaces and Community Safety	16,081	39	-	-	-	16,119	(167)	15,953	2,705
Roads, Footpaths and Buildings	34,591	377	-	-	-	34,968	71	35,040	9,425
Sport and Recreation	8,711	28	-	-	-	8,739	177	8,916	2,018
Strategic Planning	513	19	-	-	-	532	139	672	125
Traffic, Parking and Drainage	3,913	463	-	-	-	4,375	0	4,376	906
Waste and Community Protection	39,930	109	-	-	-	40,039	255	40,294	6,535
Parks	15,497	8	-	-	-	15,505	(423)	15,083	4,716
Sustainability	593	-	-	-	-	593	0	593	133
Total Expenses from Continuing Operations	241,397	2,075	-	-	-	243,472	(5,430)	238,042	51,234
Net Gain/(Loss) from the Disposal of Assets	(486)	-	-	-	-	(486)	-	(486)	(44)
Net Gain/(Loss) on Fair Value Adjustment	-	-	-	-	-	-	-	-	-
Net Operating Result from Continuing Operations	34,131	3,858	-	-	-	37,989	4,384	42,373	131,070

INTERPRETING ASSISTANCE

ENGLISH	If you do not understand this, please contact the Telephone Interpreting Service on 131 450 and ask them to contact Penrith City Council on your behalf on (02) 4732 7777. Or come to the Council offices and ask for an interpreter.
ARABIC	إذا لم يكن بإمكانك قراءة النص أعلاه. الرجاء الاتصال بخدمات الترجمة الفورية الهاتفية (TIS) على الرقم 131 450 والطلب منهم الاتصال بدورهم بمجلس مدينة بنريث نيابة عنك على الرقم 4732 7777 (02). أو يمكنك الحضور إلى المجلس وطلب ترتيب مترجم فوري لك.
CHINESE	如果您无法阅读这些文字，请致电 131 450 联系电话传译服务中心，请他们代您拨打 (02) 4732 7777 联系 Penrith 市议会。您也可以亲自到市议会来并要求获得口译服务。
GREEK	Αν δεν μπορείτε να το διαβάσετε αυτό, τηλεφωνήστε στην Τηλεφωνική Υπηρεσία Διερμηνέων στο 131 450 και ζητήστε τους να επικοινωνήσουν με το Δήμο Penrith (Penrith City Council) για λογαριασμό σας στον αριθμό (02) 4732 7777, ή ελάτε στη Δημαρχία και ζητήστε διερμηνέα.
HINDI	यदि आप इसे नहीं पढ़ पाते हैं, तो कृपया 131 450 पर टेलीफोन दुभाषिया सेवा से संपर्क करें और उनसे कहें कि आपकी ओर से पेनरथि सिटी काउंसिल से (02) 4732 7777 पर संपर्क करें. या आप काउंसिल आएँ और एक दुभाषिया की माँग करें.
ITALIAN	Se non riuscite a leggere questo, contattate il servizio telefonico di interpretariato al numero 131 450 e chiedetegli di contattare da parte vostra il comune di Penrith City al numero (02) 4732 7777 oppure venite in comune e richiedete un interprete.
MALTESE	Jekk ma tistax taqra dan, jekk jogħġbok, ikkuntattja lit-Telephone Interpreting Service fuq 131 450 u itlobhom biex jikkuntattjaw Penrith City Council f'ismek fuq (02) 4732 7777. Jew ejja l-Kunsill u itlob għal interpretu.
PERSIAN	اگر نمی توانید این مطلب را بخوانید، لطفاً به خدمات ترجمه تلفنی به شماره 131 450 زنگ بزنید و از آنان بخواهید با شورای شهر پنریت Penrith City Council به شما تماس بگیرند. یا اینکه به شهرداری Council آمده و مترجم بخواهید. (02) 4732 7777 از جانب شما تماس بگیرید.
SINGHALESE	ඔබට මෙය කියවීමට නොහැකි නම්, කරුණාකර දුරකථන අංක 131 450 ඔබේ දුරකථන පරිවර්තන සේවාව (Telephone Interpreting Service) අමතා ඔබ ලොවෙහි දුරකථන අංක (02) 4732 7777 අමතා පත්විත් නගර සභාව (Penrith City Council) හා සම්බන්ධ කර දෙන ලෙස ඉල්ලා සිටින්න. නැතිනම් නගර සභාව වෙත පැමිණ හාන පරිවර්තකයකු ලබා දෙන ලෙස ඉල්ලා සිටින්න.
TAMIL	இதை உங்களால் வாசிக்க இயலவில்லை என்றால், 'தொலைபேசி உரைபெயர்ப்பு சேவை'யை 131 450 எனும் இலக்கத்தில் அழைத்து 'பென்ரித் நகரவையுடன் (02) 4732 7777 எனும் இலக்கத்தில் உங்கள் சார்பாக தொடர்பு கொள்ளுமாறு கேளுங்கள். அல்லது நகரவைக்கு விஜயம் செய்து உரைபெயர்ப்பாளர் ஒருவர் வேண்டுமெனக் கேளுங்கள்.
VIETNAMESE	Nếu quý vị không thể đọc được thông tin này, xin liên lạc Dịch Vụ Thông Dịch Qua Điện Thoại ở số 131 450 và yêu cầu họ thay mặt quý vị liên lạc với Hội Đồng Thành Phố Penrith ở số (02) 4732 7777. Hoặc hãy tới Hội Đồng và yêu cầu có thông dịch viên.

Contact: Penrith City Council Telephone: 02 4732 7777
Civic Centre Facsimile: 02 4732 7958
601 High Street Email: council@penrithcity.nsw.gov.au
Penrith NSW